

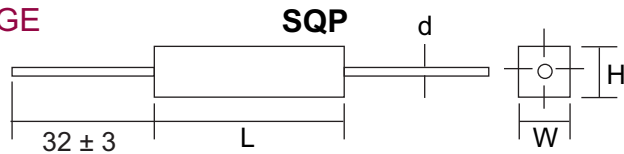
INTRODUCTION

Cement-Box type resistors offer a choice of resistive elements inside a white flameproof cement box. In addition to being flameproof, these resistors are also non-corrosive and humidity proof. The available resistive elements are:

- SQ ____ - Standard wire wound
(all welded construction)
- MSQ ____ - Metal oxide core
(low inductance, high resistance)
- NSQ ____ - Non-Inductively wound
(Ayrton-Perry Method, all welded construction)

- Operating temperature range
- Wire wound : -55°C ~ + 155°C
 - Metal oxide : -30°C ~ + 155°C

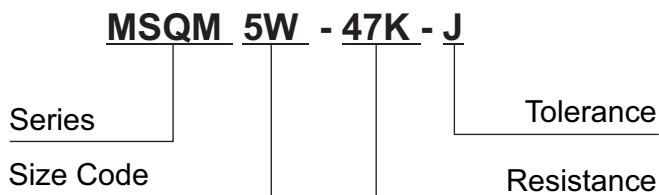
DIMENSION (mm) & RESISTANCE RANGE



Series	Dimension (mm)				Resistance Range		Max. Working Voltage (V)
	W ± 1	H ± 1	L ± 0.5	d ± 0.03	Wire Wound	Metal Oxide	
					SQ_	MSQ_	
SQP2W	7	7	18	0.65	0.1Ω ~ 50Ω	50Ω ~ 20KΩ	150
SQP3W	8	8	22	0.8	0.1Ω ~ 50Ω	50Ω ~ 33KΩ	300
SQP4W	6	6	25	0.8	0.02Ω ~ 50Ω	50Ω ~ 33KΩ	300
SQP5W	9.5	9	22	0.8	0.1Ω ~ 50Ω	50Ω ~ 50KΩ	350
SQP7W	9.5	9	35	0.8	0.1Ω ~ 100Ω	100Ω ~ 50KΩ	500
SQP10W	9.5	9	48	0.8	0.1Ω ~ 100Ω	100Ω ~ 50KΩ	500
SQP15W	12.5	12	48	0.8	0.1Ω ~ 100Ω	100Ω ~ 150KΩ	500
SQP20W	14	13	60	0.8	0.1Ω ~ 100Ω	100Ω ~ 150KΩ	500
SQP25W	14	13	60	0.8	0.1Ω ~ 100Ω	100Ω ~ 150KΩ	1000
SQP30W	18	17	77	0.8	0.1Ω ~ 500Ω	100Ω ~ 150KΩ	1000
SQP40W	19	18	90	0.8	0.1Ω ~ 500Ω	100Ω ~ 150KΩ	1000
SQP50W	19	18	90	0.8	0.1Ω ~ 500Ω	100Ω ~ 150KΩ	1000

- Resistance Range for standard resistance, below or over this resistance range on request.
- Non-inductive type up 20Ω only

PART NUMBER EXAMPLE



RESISTANCE RANGE

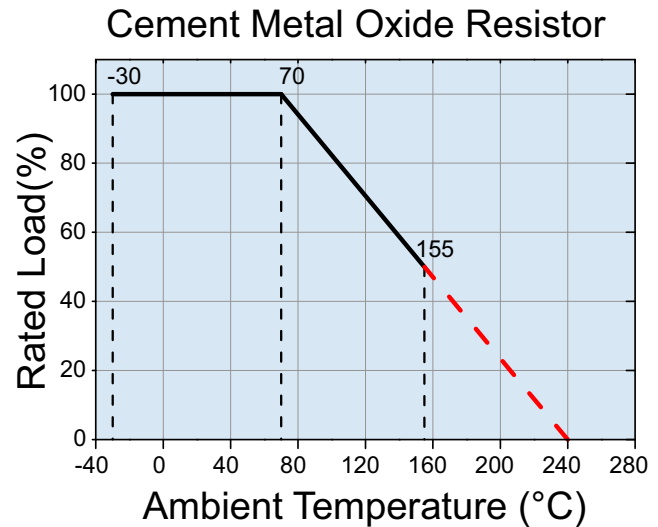
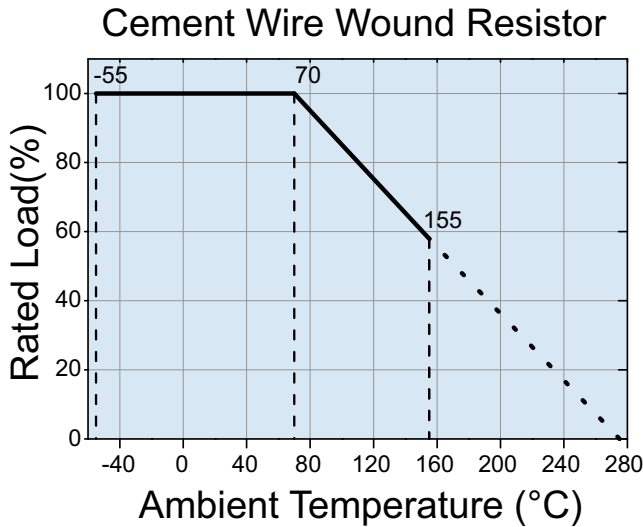
Ohms	0.22	2.0	22	220	2.2K	22K
Code	0R22	2R0	22R	220R	2K2	22K

TOLERANCE other tolerance on request

Tolerance	± 1%	± 2%	± 5%	± 10%
Code	F	G	J	K

NOTE: All Specifications subject to change without notice.

POWER DERATING CURVE



ELECTRICAL CHARACTERISTICS

Test Items	Method	Wire Wound	Metal Oxide
Short Time Overload	JIS-C-5202 5.5 10 times RCWV for 5 seconds	±(2%+0.05Ω)	±(0.25%+0.05Ω)
Temperature Coefficient	Resistance value at room temperature and room temperature +100°C	±400ppm	±200ppm
Load Life	JIS-C-5202 7.10 70°C at RCWV for 1000hrs (1.5hrs on; 0.5hrs off)	±(5%+0.05Ω)	±(1.5%+0.05Ω)
Load Life in Humidity	JIS-C-5202 7.9 40 ± 2°C, 90~95% RH at RCWV for 1000 hrs (1.5hrs on ; 0.5hr off)	±(5%+0.05Ω)	±(1.5%+0.05Ω)
Solder Ability	JIS-C-5202 6.5 235 ± 5°C for 2 ± 0.5 seconds	95% min. Coverage	95% min. Coverage
Pulse Overload	JIS-C-5202 5.8	Max. 1500V	Max. 1500V
	4 times RCWV for 10,000 cycles (1 sec. on; 25 secs. Off)	±(1%+0.05Ω)	±(1%+0.05Ω)
Dielectric Withstanding Voltage		Max. 1000V	Max. 1000V

Rated continuous Working Voltage (RCWV) = $\sqrt{POWER.RATING.* RESISTANCE.VALUE}$

NOTE: All Specifications subject to change without notice.