

FEATURES

- Applications : All high-density boards
- Product Features : Faster time to trip and Lower resistnace than standard SMD devices
- Operation Current: 0.30A ~ 7A
- Maximum Voltage: 6V~60Vdc
- Temperature Range: -40°C to 85°C

AGENCY RECOGNITION

Made for RFE by UL shop Fuzetec

- UL (E211981)
- C-UL (E211981)
- TÜV (R50090556)

ELECTRICAL CHARACTERISTICS (23°C)

Part Number	Hold Current	Trip Current	Rated Voltage	Maximum Current	Typical Power	Max. Time to Trip		Resistance	
	I _H , A	I _T , A	V _{MAX} , Vdc	I _{MAX} , A	P _d , W	Current	Time	R min	R1 max
						A	Sec	Ohms	Ohms
FSMD030-2920R	0.30	0.60	60	100	1.5	1.5	3.0	1.000	4.80
FSMD050-2920R	0.50	1.00	60	100	1.5	2.5	4.0	0.300	1.40
FSMD075-2920R	0.75	1.50	33	100	1.5	8.0	0.3	0.180	1.00
FSMD075-60-2920R	0.75	1.50	60	100	1.5	8.0	0.3	0.180	1.00
FSMD100-2920R	1.10	2.20	33	100	1.5	8.0	0.5	0.090	0.41
FSMD110-60-2920R	1.10	2.20	60	100	1.5	8.0	0.5	0.090	0.41
FSMD125-2920R	1.25	2.50	33	100	1.5	8.0	2.0	0.050	0.25
FSMD150-2920R	1.50	3.00	33	100	1.5	8.0	2.0	0.050	0.23
FSMD185-2920R	1.85	3.70	33	100	1.5	8.0	2.5	0.040	0.150
FSMD200-2920R	2.00	4.00	16	100	1.5	8.0	5.0	0.035	0.120
FSMD200-24-2920R	2.00	4.00	24	100	1.5	8.0	5.0	0.035	0.120
FSMD250-2920R	2.50	5.00	16	100	1.5	8.0	16.0	0.025	0.085
FSMD260-2920R	2.60	5.20	6	100	1.5	8.0	20.0	0.020	0.075
FSMD260-24-2920R	2.60	5.20	24	100	1.5	8.0	20.0	0.020	0.075
FSMD300-2920R	3.00	5.20	6	100	1.5	8.0	25.0	0.010	0.048
FSMD300-15-2920R	3.00	5.20	15	100	1.5	8.0	20.0	0.010	0.048
FSMD300-24-2920R	3.00	5.20	24	100	1.5	8.0	20.0	0.010	0.048
FSMD330-2920R	3.30	5.50	24	100	1.5	8.0	20.0	0.010	0.048
FSMD400-16-2920R	4.00	8.00	16	100	1.5	20.0	4.0	0.010	0.040
FSMD500-16-2920R	5.00	10.00	16	100	1.5	20.0	5.0	0.005	0.025
FSMD600-12-2920R	6.00	12.00	12	100	2.0	30.0	2.0	0.004	0.020
FSMD700-12-2920R	7.00	14.00	12	100	2.0	35.0	2.0	0.003	0.018

I_H=Hold current-maximum current at which the device will not trip at 23°C still air.

I_T=Trip current-maximum current at which the device will always trip at 23°C still air.

V_{MAX}=Maximum voltage device can withstand without damage at its rated current.

I_{MAX}=Maximum fault current device can withstand without damage at rated voltage (V_{MAX}).

P_d=Typical power dissipated from device when in the tripped state in 23°C still air environment.

R_{MIN}=Minimum device resistance at 23°C.

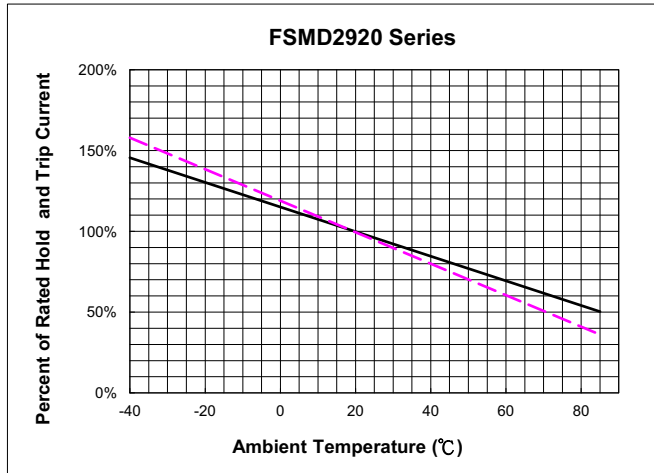
R_{1MAX}=Maximum device resistance at 23°C measured 1 hour after tripping or reflow soldering of 260°C for 20 second.

Termination pad characteristics

Termination pad materials: Pure Tin

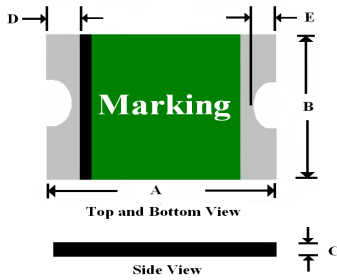
NOTE: All Specifications subject to change without notice.

■ THERMAL DERATING CURVE



A = FSMD125-2920-R ~
B = FSMD500-16-2920R
B = FSMD030-2920 -R~
 FSMD100-2920-R

■ DIMENSIONS (mm)

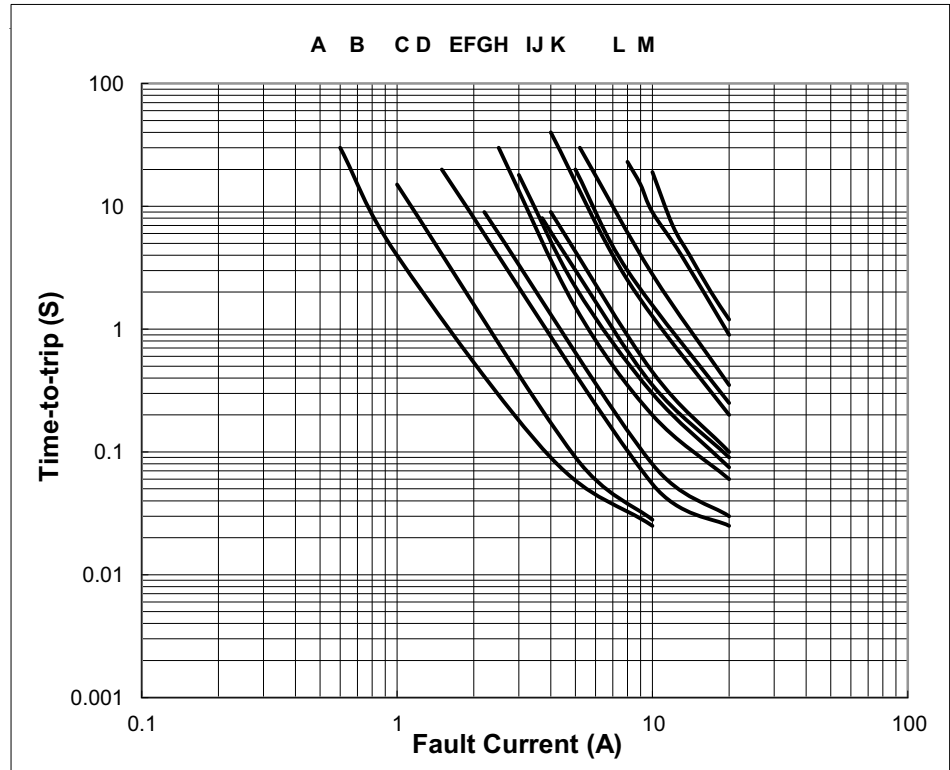


Part Number	A		B		C		D		E	
	Min	Max	Min	Max	Min	Max	Min	Max	Min	Max
FSMD030-2920R	6.73	7.98	4.80	5.44	0.60	1.15	0.50	1.20	0.50	0.90
FSMD050-2920R	6.73	7.98	4.80	5.44	0.60	1.15	0.50	Max	Min	0.90
FSMD075-2920R	6.73	7.98	4.80	5.44	0.40	1.15	0.50	1.20	0.50	0.90
FSMD075-60-2920R	6.73	7.98	4.80	5.44	0.60	1.15	0.50	1.20	0.50	0.90
FSMD100-2920R	6.73	7.98	4.80	5.44	0.40	1.00	0.50	1.20	0.50	0.90
FSMD110-60-2920R	6.73	7.98	4.80	5.44	0.40	1.70	0.50	1.20	0.50	0.90
FSMD125-2920R	6.73	7.98	4.80	5.44	0.40	0.90	0.50	1.20	0.50	0.90
FSMD150-2920R	6.73	7.98	4.80	5.44	0.40	0.90	0.50	1.20	0.50	0.90
FSMD185-2920R	6.73	7.98	4.80	5.44	0.30	0.90	0.50	1.20	0.50	0.90
FSMD200-2920R	6.73	7.98	4.80	5.44	0.30	0.90	0.50	1.20	0.50	0.90
FSMD200-24-2920R	6.73	7.98	4.80	5.44	0.20	0.80	0.50	1.20	0.50	0.90
FSMD250-2920R	6.73	7.98	4.80	5.44	0.30	0.90	0.50	1.20	0.50	0.90
FSMD260-2920R	6.73	7.98	4.80	5.44	0.30	0.90	0.50	1.20	0.50	0.90
FSMD260-24-2920R	6.73	7.98	4.80	5.44	0.65	1.15	0.50	1.20	0.50	0.90
FSMD300-2920R	6.73	7.98	4.80	5.44	0.40	0.90	0.50	1.20	0.50	0.90
FSMD300-15-2920R	6.73	7.98	4.80	5.44	0.40	1.15	0.50	1.20	0.50	0.90
FSMD300-24-2920R	6.73	7.98	4.80	5.44	0.65	1.15	0.50	1.20	0.50	0.90
FSMD330-2920R	6.73	7.98	4.80	5.44	0.65	1.15	0.50	1.20	0.50	0.90
FSMD400-16-2920R	6.73	7.98	4.80	5.44	0.40	1.50	0.50	1.20	0.50	0.90
FSMD500-16-2920R	6.73	7.98	4.80	5.44	0.40	1.50	0.50	1.20	0.50	0.90
FSMD600-12-2920R	6.73	7.98	4.80	5.44	0.40	1.70	0.50	1.20	0.50	0.90
FSMD700-12-2920R	6.73	7.98	4.80	5.44	0.30	1.50	0.50	1.20	0.50	0.90

NOTE: All Specifications subject to change without notice.

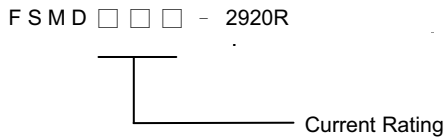
■ **TYPICAL TIME-TO-TRIP AT 23°C**

- A = FSMD030-2920-R
- B = FSMD050-2920-R
- C = FSMD075-2920-R / 075-60-2920-R
- D = FSMD100-2920-R / 100-60-2920R
- E = FSMD125-2920-R
- F = FSMD150-2920-R
- G = FSMD185-2920-R
- H = FSMD200-2920-R / 200-24-2920-R
- I = FSMD250-2920-R
- J = FSMD260-2920-R / 260-24-2920R
- K = FSMD300-2920-R / 300-15-2920R / 300-24-2920R
- L = FSMD400-16-2920R
- M = FSMD500-16-2920R

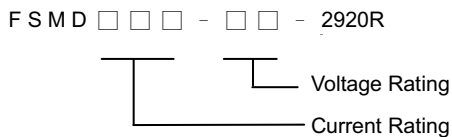


■ **PART NUMBER SYSTEM & MARKING SYSTEM**

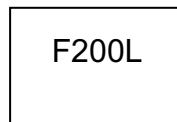
Part Numbering System



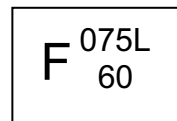
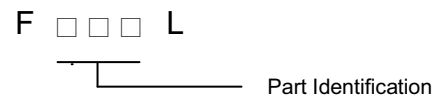
OR



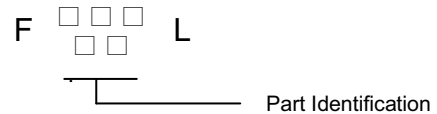
Part Marking System



Example



Example



NOTE: All Specifications subject to change without notice.