

■ **FEATURES**

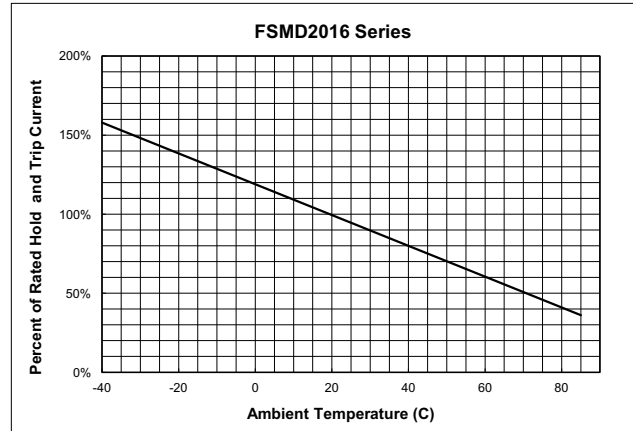
- Applications : All high-density boards
- Product Features : Faster time to trip and Lower resistnace than standard SMD devices
- Operation Current: 0.3A ~ 2A
- Maximum Voltage: 6V~60Vdc
- Temperature Range: -40°C to 85°C

■ **AGENCY RECOGNITION**

Made for RFE by UL shop Fuzetec

- UL (E211981)
- C-UL (E211981)
- TÜV (R50090556)

■ **THERMAL DERATING CURVE**



■ **ELECTRICAL CHARACTERISTICS (23°C)**

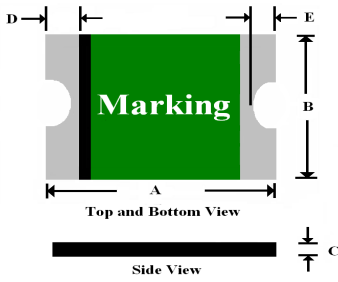
Part Number	Hold Current	Trip Current	Rated Voltage	Maximum Current	Typical Power	Max. Time to Trip		Resistance	
						Current	Time	R min	R1 max
FSMD030-2016R	0.30	0.60	60	100	1.4	1.5	3.00	0.40	2.30
FSMD050-2016R	0.55	1.10	60	100	1.4	2.5	5.00	0.20	1.00
FSMD100-2016R	1.10	2.20	15	100	1.4	8.0	0.50	0.07	0.40
FSMD100-33-2016R	1.10	2.20	33	100	1.4	8.0	0.50	0.07	0.40
FSMD150-2016R	1.50	3.00	15	100	1.4	8.0	0.80	0.05	0.18
FSMD200-2016R	2.00	4.20	6	100	1.4	8.0	3.00	0.03	0.10

I_H=Hold current-maximum current at which the device will not trip at 23°C still air.
 I_T=Trip current-maximum current at which the device will always trip at 23°C still air.
 V_{MAX}=Maximum voltage device can withstand without damage at its rated current.
 I_{MAX}=Maximum fault current device can withstand without damage at rated voltage (V_{MAX}).
 Pd=Typical power dissipated from device when in the tripped state in 23°C still air environment.
 R_{MIN}=Minimum device resistance at 23°C.
 R1_{MAX}=Maximum device resistance at 23°C measured 1 hour after tripping or reflow soldering of 260°C for 20 second.

Termination pad characteristics
 Termination pad materials: Pure Tin

NOTE: All Specifications subject to change without notice.

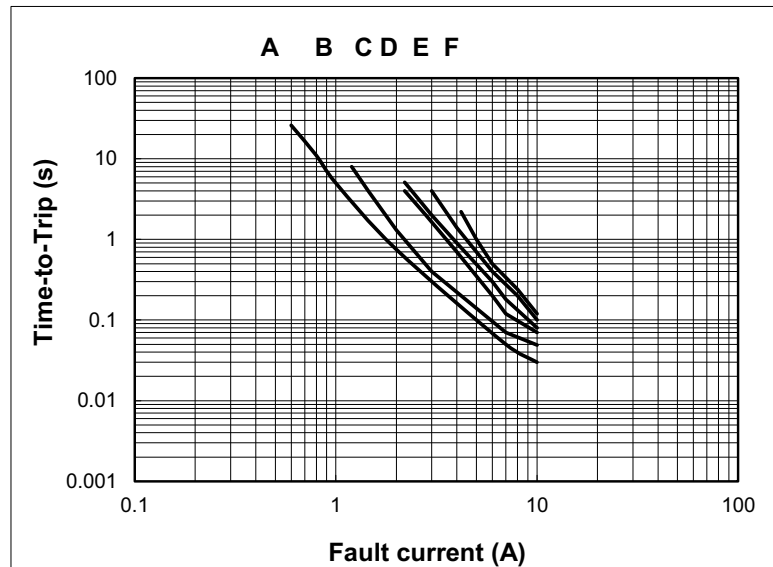
DIMENSIONS (mm)



Part Number	A		B		C		D		E	
	Min	Max	Min	Max	Min	Max	Min	Max	Min	Max
FSMD030-2016R	4.72	5.44	3.70	4.43	0.40	1.15	0.30	1.50	0.25	0.65
FSMD050-2016R	4.72	5.44	3.70	4.43	0.40	1.70	0.30	1.50	0.25	0.65
FSMD100-2016R	4.72	5.44	3.70	4.43	0.30	0.70	0.30	1.50	0.25	0.65
FSMD100-33-2016R	4.72	5.44	3.70	4.43	0.30	0.70	0.30	1.50	0.25	0.65
FSMD150-2016R	4.72	5.44	3.70	4.43	0.25	0.65	0.30	1.50	0.25	0.65
FSMD200-2016R	4.72	5.44	3.70	4.43	0.25	0.55	0.30	1.50	0.25	0.65

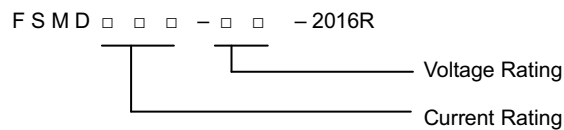

TYPICAL TIME-TO-TRIP AT 23°C

- A = FSMD030-2016-R**
- B = FSMD050-2016R**
- C = FSMD100-2016-R**
- D = FSMD100-33-2016-R**
- E = FSMD150-2016-R**
- F = FSMD200-2016-R**

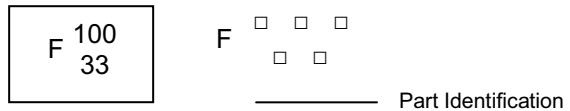


PART NUMBER & MARKING SYSTEM

Part Numbering System



Part Marking System



Example

NOTE: All Specifications subject to change without notice.