

**FEATURES**

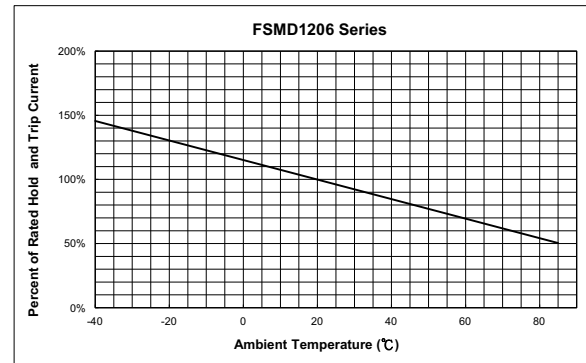
- Applications : All high-density boards
- Product Features : Faster time to trip and Lower resistnace than standard SMD devices
- Operation Current: 0.05A ~ 2A
- Maximum Voltage: 6V~60Vdc
- Temperature Range: -40°C to 85°C

**AGENCY RECOGNITION**

Made for RFE by UL shop Fuzetec

- UL (E211981)
- C-UL (E211981)
- TÜV (R50090556)

**THERMAL DERATING CURVE**



**ELECTRICAL CHARACTERISTICS (23°C)**

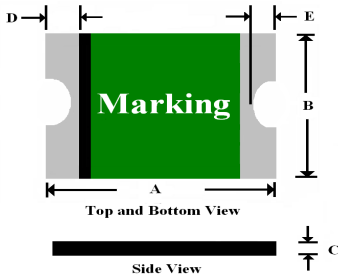
Part Number	Hold Current	Trip Current	Rated Voltage	Maximum Current	Typical Power	Max. Time to Trip		Resistance	
						Current	Time	R min	R1 max
						A	Sec	Ohms	Ohms
FSMD005-1206R	0.05	0.15	60	100	0.4	0.25	1.50	3.600	50.00
FSMD010-1206R	0.10	0.25	60	100	0.4	0.50	1.00	1.600	15.00
FSMD012-1206R	0.12	0.39	48	100	0.6	1.00	0.20	1.400	6.50
FSMD016-1206R	0.16	0.45	48	100	0.6	1.00	0.30	1.100	5.00
FSMD020-1206R	0.20	0.40	30	100	0.4	8.00	0.10	0.600	2.50
FSMD025-1206R	0.25	0.50	16	100	0.6	8.00	0.08	0.550	2.30
FSMD025-24-1206R	0.25	0.50	24	100	0.6	8.00	0.08	0.550	2.30
FSMD035-1206R	0.35	0.75	16	100	0.4	8.00	0.10	0.300	1.20
FSMD035-30-1206R	0.35	0.75	30	100	0.6	8.00	0.10	0.300	1.20
FSMD050-1206R	0.50	1.00	8	100	0.4	8.00	0.10	0.150	0.70
FSMD050-24-1206R	0.50	1.00	24	100	0.6	8.00	0.10	0.150	0.75
FSMD075-1206R	0.75	1.50	8	100	0.6	8.00	0.20	0.090	0.29
FSMD075-16-1206R	0.75	1.50	16	100	0.6	8.00	0.20	0.090	0.29
FSMD100-1206R	1.00	1.80	6	100	0.6	8.00	0.30	0.055	0.21
FSMD110-1206R	1.10	2.20	8	100	0.8	8.00	0.30	0.040	0.18
FSMD110-16-1206R	1.10	2.20	16	100	0.8	8.00	0.30	0.040	0.18
FSMD150-1206R	1.50	3.00	8	100	0.8	8.00	1.00	0.040	0.12
FSMD200-1206R	2.00	3.50	6	100	0.8	8.00	1.50	0.018	0.08

I<sub>H</sub>=Hold current-maximum current at which the device will not trip at 23°C still air.  
 I<sub>T</sub>=Trip current-maximum current at which the device will always trip at 23°C still air.  
 V<sub>MAX</sub>=Maximum voltage device can withstand without damage at its rated current.  
 I<sub>MAX</sub>=Maximum fault current device can withstand without damage at rated voltage (V<sub>MAX</sub>).  
 P<sub>d</sub>=Typical power dissipated from device when in the tripped state in 23°C still air environment.  
 R<sub>MIN</sub>=Minimum device resistance at 23°C.  
 R1<sub>MAX</sub>=Maximum device resistance at 23°C measured 1 hour after tripping or reflow soldering of 260°C for 20 second.

Termination pad characteristics  
 Termination pad materials: Pure Tin

**NOTE: All Specifications subject to change without notice.**

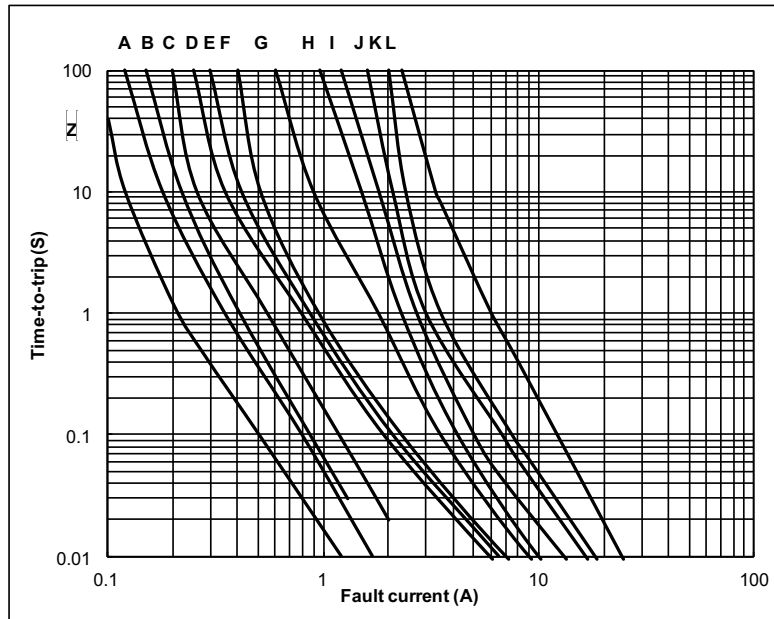
**DIMENSIONS (mm)**




Part Number	A		B		C		D		E	
	Min	Max	Min	Max	Min	Max	Min	Max	Min	Max
FSMD005-1206R	3.00	3.50	1.50	1.80	0.45	0.85	0.10	0.75	0.10	0.45
FSMD010-1206R	3.00	3.50	1.50	1.80	0.45	0.85	0.10	0.75	0.10	0.45
FSMD012-1206R	3.00	3.50	1.50	1.80	0.45	0.85	0.10	0.75	0.10	0.45
FSMD016-1206R	3.00	3.50	1.50	1.80	0.45	0.75	0.10	0.75	0.10	0.45
FSMD020-1206R	3.00	3.50	1.50	1.80	0.45	0.75	0.10	0.75	0.10	0.45
FSMD025-1206R	3.00	3.50	1.50	1.80	0.45	0.75	0.10	0.75	0.10	0.45
FSMD025-24-1206R	3.00	3.50	1.50	1.80	0.45	0.75	0.10	0.75	0.10	0.45
FSMD035-1206R	3.00	3.50	1.50	1.80	0.30	0.75	0.10	0.75	0.10	0.45
FSMD035-30-1206R	3.00	3.50	1.50	1.80	0.90	1.30	0.25	0.75	0.10	0.45
FSMD050-1206R	3.00	3.50	1.50	1.80	0.25	0.55	0.10	0.75	0.10	0.45
FSMD050-24-1206R	3.00	3.50	1.50	1.80	0.80	1.20	0.25	0.75	0.10	0.45
FSMD075-1206R	3.00	3.50	1.50	1.80	0.45	1.25	0.25	0.75	0.10	0.45
FSMD075-16-1206R	3.00	3.50	1.50	1.80	0.45	1.25	0.25	0.75	0.10	0.45
FSMD100-1206R	3.00	3.50	1.50	1.80	0.45	1.00	0.25	0.75	0.10	0.45
FSMD110-1206R	3.00	3.50	1.50	1.80	0.45	1.00	0.25	0.75	0.10	0.45
FSMD110-16-1206R	3.00	3.50	1.50	1.80	0.80	1.40	0.25	0.75	0.10	0.45
FSMD150-1206R	3.00	3.50	1.50	1.80	0.80	1.40	0.25	0.75	0.10	0.45
FSMD200-1206R	3.00	3.50	1.50	1.80	0.85	1.60	0.25	0.75	0.10	0.45

**TYPICAL TIME-TO-TRIP AT 23°C**

- Z= FSMD005-1206-R
- A= FSMD010-1206-R
- B= FSMD012-1206-R
- C= FSMD016-1206-R
- D= FSMD020-1206-R
- E= FSMD025-1206-R / 025-24-1206-R
- F= FSMD035-1206-R / 035-30-1206R
- G= FSMD050-1206-R / 050-24-1206R
- H= FSMD075-1206R / 075-16-1206R
- I= FSMD100-1206R
- J= FSMD110-1206R / 110-16-1206R
- K= FSMD150-1206R
- L= FSMD200-1206R



**MARKING SYSTEM**



Example



Part Identification

- FZ = FSMD005-1206-R
- FA = FSMD010-1206-R
- FJ = FSMD012-1206-R
- FK = FSMD016-1206-R
- FB = FSMD020-1206-R
- FL = FSMD025-1206-R
- FP = FSMD025-24-1206-R
- FC = FSMD035-1206-R
- FM = FSMD035-30-1206R
- FD = FSMD050-1206-R
- FN = FSMD050-24-1206R
- FE = FSMD075-1206R
- FO = FSMD075-16-1206R
- FF = FSMD100-1206R
- FG = FSMD110-1206R
- FQ = FSMD110-16-1206R
- FH = FSMD150-1206R
- FI = FSMD200-1206R

NOTE: All Specifications subject to change without notice.