

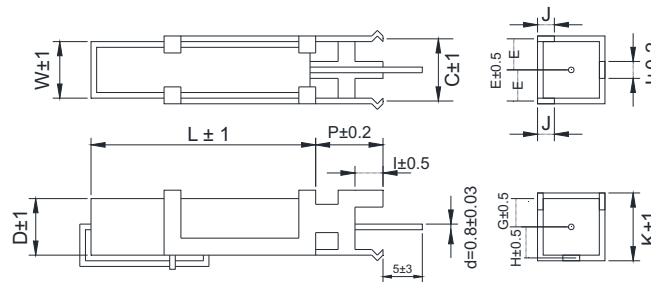
INTRODUCTION

Cement-Box type resistors offer a choice of resistive elements inside a white flameproof cement box. In addition to being flameproof, these resistors are also non-corrosive and humidity proof. The available resistive elements are:

- SQ ____ - Standard wire wound (all welded construction)
- MSQ ____ - Metal oxide core (low inductance, high resistance)
- NSQ ____ - Non-Inductively wound (Ayrton-Perry Method, all welded construction)

- Operating temperature range
- Wire wound : -55°C ~ + 155°C
 - Metal oxide : -30°C ~ + 155°C

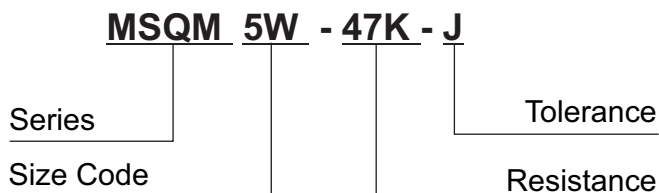
DIMENSION (mm) & RESISTANCE RANGE



Series	Dimension (mm)											Resistance Range	
	W	D	L	C	K	E	G	H	I	J	P	Wire Wound	Metal Oxide
												SQ_	MSQ_
SQH5W	10	9	22	10.5	10	5	4	4	4	1.5	5	0.1Ω ~ 50Ω	50Ω ~ 50KΩ
SQH7W	10	9	35	10.5	10	5	4	4	4	1.5	5	0.1Ω ~ 100Ω	100Ω ~ 50KΩ
SQH10W	10	9	48	10.5	10	5	4	4	4	1.5	10	0.1Ω ~ 100Ω	100Ω ~ 50KΩ
SQH20W	14	14	60	15	15	6.5	5.5	5.5	5.5	2.5	10	0.1Ω ~ 100Ω	100Ω ~ 50KΩ
SQH25W	14	14	60	15	15	6.5	5.5	5.5	5.5	2.5	10	0.1Ω ~ 100Ω	100Ω ~ 50KΩ

- Resistance Range for standard resistance, below or over this resistance range on request.
- Non-inductive type up 50Ω only

PART NUMBER EXAMPLE



RESISTANCE RANGE

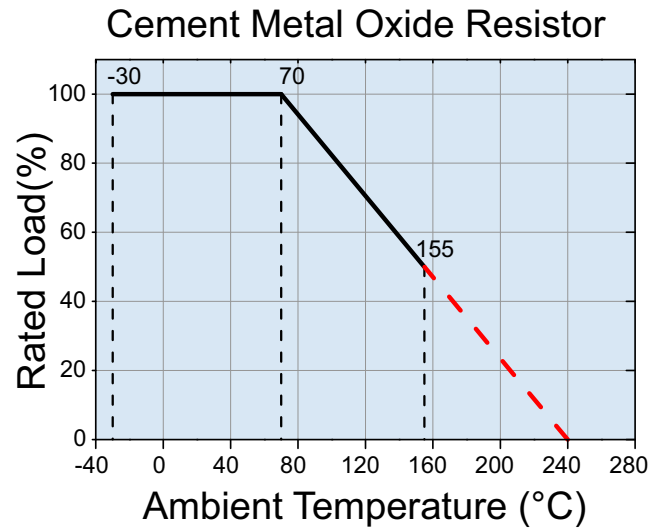
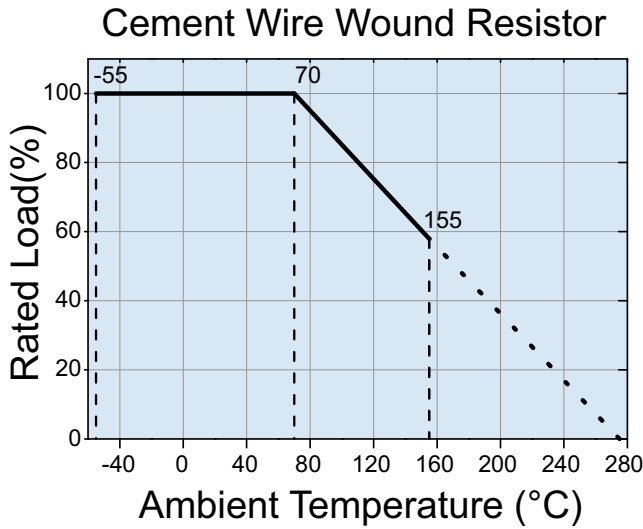
Ohms	0.22	2.0	22	220	2.2K	22K
Code	0R22	2R0	22R	220R	2K2	22K

TOLERANCE other tolerance on request

Tolerance	± 1%	± 2%	± 5%	± 10%
Code	F	G	J	K

NOTE: All Specifications subject to change without notice.

■ **POWER DERATING CURVE**



■ **ELECTRICAL CHARACTERISTICS**

Test Items	Method	Wire Wound	Metal Oxide
Short Time Overload	JIS-C-5202 5.5 10 times RCWV for 5 seconds	±(2%+0.05Ω)	±(0.25%+0.05Ω)
Temperature Coefficient	Resistance value at room temperature and room temperature +100°C	±400ppm	±200ppm
Load Life	JIS-C-5202 7.10 70°C at RCWV for 1000hrs (1.5hrs on; 0.5hrs off)	±(5%+0.05Ω)	±(1.5%+0.05Ω)
Load Life in Humidity	JIS-C-5202 7.9 40 ± 2°C, 90~95% RH at RCWV for 1000 hrs (1.5hrs on ; 0.5hr off)	±(5%+0.05Ω)	±(1.5%+0.05Ω)
Solder Ability	JIS-C-5202 6.5 235 ± 5°C for 2 ± 0.5 seconds	95% min. Coverage	95% min. Coverage
Pulse Overload	JIS-C-5202 5.8	Max. 1500V	Max. 1500V
	4 times RCWV for 10,000 cycles (1 sec. on; 25 secs. Off)	±(1%+0.05Ω)	±(1%+0.05Ω)
Dielectric Withstanding Voltage		Max. 1000V	Max. 1000V

Rated continuous Working Voltage (RCWV) = $\sqrt{POWER.RATING.* RESISTANCE.VALUE}$

NOTE: All Specifications subject to change without notice.