

■ **FEATURES**

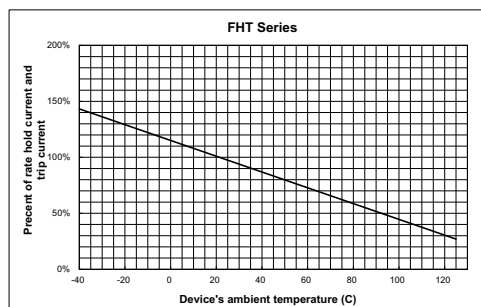
- Applications : Wide variety of electronic equipment
- Product Features : Very Low resistance, Very High hold current, Solid state, Operating temperatures up to 125°C
- Operation Current: 0.5A ~ 15.0A
- Maximum Voltage: 16V/30Vdc
- Temperature Range: -40°C to 125°C

■ **AGENCY RECOGNITION**

Made for RFE by UL shop Fuzetec

- UL (E211981)
- C-UL (E211981)
- TÜV (R50004084)

■ **THERMAL DERATING CURVE**



■ **ELECTRICAL CHARACTERISTICS (23°C)**

Part Number	Hold Current I _H , A	Trip Current I _T , A	Max. Time to Trip at 5 x I _H , S	Maximum Current I _{MAX} , A	Rated Voltage V _{MAX} , Vdc	Typical Power P _d , W	Resistance	
							R min Ohms	R1 max Ohms
FHT050-30F	0.5	0.9	2.5	40	30	0.9	0.4800	1.1000
FHT070-30F	0.7	1.4	3.2	40	30	1.4	0.3000	0.8000
FHT100-30F	1.0	1.8	5.2	40	30	1.4	0.1800	0.4300
FHT200-16F	2.0	3.8	3.0	100	16	1.4	0.0450	0.1100
FHT300-16F	3.0	6.0	5.0	100	16	3.0	0.0330	0.0790
FHT400-16F	4.0	7.0	5.0	100	16	3.3	0.0240	0.0600
FHT450-16F	4.5	7.8	3.0	100	16	3.6	0.0220	0.0540
FHT550-16F	5.5	10.0	6.0	100	16	3.5	0.0150	0.0370
FHT600-16F	6.0	10.8	5.0	100	16	4.1	0.0130	0.0320
FHT650-16F	6.5	12.0	5.5	100	16	4.3	0.0110	0.0260
FHT700-16F	7.0	13.0	7.0	100	16	4.0	0.0100	0.0250
FHT750-16F	7.5	13.1	7.0	100	16	4.5	0.0094	0.0220
FHT800-16F	8.0	15.0	8.0	100	16	4.2	0.0080	0.0200
FHT900-16F	9.0	16.5	10.0	100	16	5.0	0.0074	0.0170
FHT1000-16F	10.0	18.5	9.0	100	16	5.3	0.0062	0.0150
FHT1100-16F	11.0	20.0	11.0	100	16	5.5	0.0055	0.0130
FHT1300-16F	13.0	24.0	13.0	100	16	6.9	0.0041	0.0100
FHT1400-16F	14.0	27.0	13.0	100	16	6.9	0.0030	0.0090
FHT1500-16F	15.0	28.0	20.0	100	16	7.0	0.0032	0.0092

I_H=Hold current-maximum current at which the device will not trip at 23°C still air.
 I_T=Trip current-maximum current at which the device will always trip at 23°C still air.
 V_{MAX}=Maximum voltage device can withstand without damage at its rated current.
 I_{MAX}=Maximum fault current device can withstand without damage at rated voltage (V_{MAX}).
 P_d=Typical power dissipated from device when in the tripped state in 23°C still air environment.
 R_{MIN}=Minimum device resistance at 23°C.
 R1_{MAX}=Maximum device resistance at 23°C, 1 hour after tripping.

Physical specifications:

Lead material: FHT05-30F ~ FHT100-30F and FHT200-16F Tin plated copper, 24 AWG.
 FHT300-16F ~ FHT1100-16F Tin plated copper, 20 AWG
 FHT1300-16F ~ FHT1500-16F Tin plated copper, 18 AWG
 Soldering characteristics: MIL-STD-202, Method 208E.
 Insulating coating: Flame retardant epoxy, meet UL-94V-0 requirement.

NOTE: All Specifications subject to change without notice.

DIMENSIONS (mm)

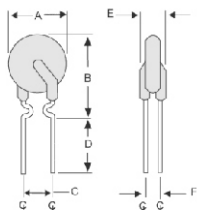


Fig. 1
Lead Size: 24AWG
φ 0.51 mm Diameter

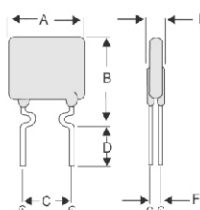


Fig. 2
Lead Size: 24AWG
φ 0.51 mm Diameter

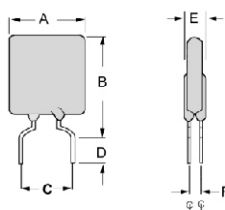


Fig. 3
Lead Size: 20AWG
φ 0.81 mm Diameter

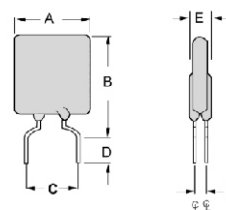
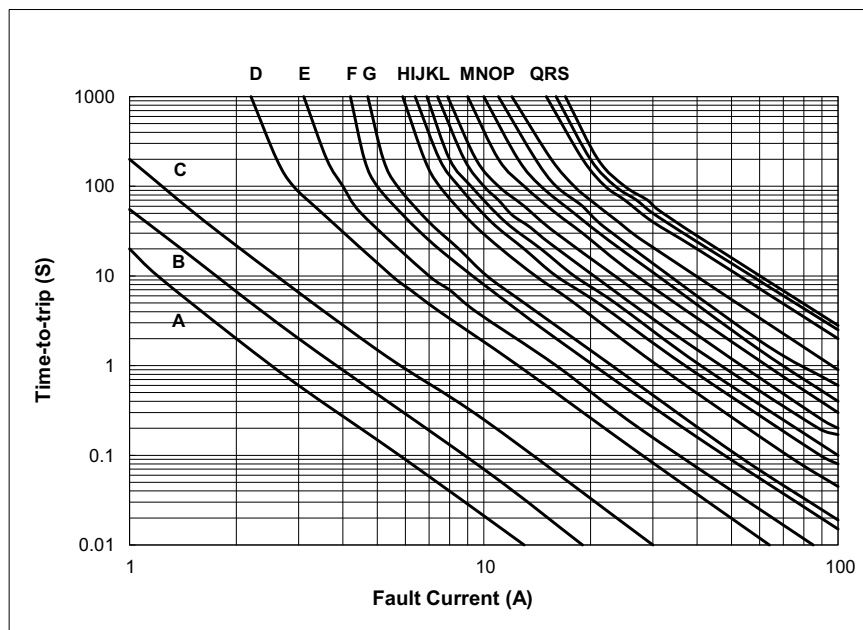


Fig. 4
Lead Size: 18AWG
φ 1.0 mm Diameter

Part Number	Fig.	A	B	C	D	E	F
		Maximum	Maximum	Typical	Minimum	Maximum	Typical
FHT050-30F	1	7.4	12.7	5.1	7.6	3.0	1.2
FHT070-30F	2	6.9	10.8	5.1	7.6	3.0	1.2
FHT100-30F	1	9.7	13.6	5.1	7.6	3.0	1.2
FHT200-16F	1	9.4	14.4	5.1	7.6	3.0	1.2
FHT300-16F	3	8.8	13.8	5.1	7.6	3.0	1.2
FHT400-16F	3	10.0	15.0	5.1	7.6	3.0	1.2
FHT450-16F	3	10.4	15.6	5.1	7.6	3.0	1.2
FHT550-16F	3	11.2	18.9	5.1	7.6	3.0	1.2
FHT600-16F	3	11.2	21.0	5.1	7.6	3.0	1.2
FHT650-16F	3	12.7	22.2	5.1	7.6	3.0	1.2
FHT700-16F	3	14.0	21.9	5.1	7.6	3.0	1.2
FHT750-16F	3	14.0	23.5	5.1	7.6	3.0	1.2
FHT800-16F	3	16.5	22.5	5.1	7.6	3.0	1.2
FHT900-16F	3	16.5	25.7	5.1	7.6	3.0	1.2
FHT1000-16F	3	17.5	26.5	10.2	7.6	3.0	1.2
FHT1100-16F	3	21.0	26.1	10.2	7.6	3.0	1.2
FHT1300-16F	4	23.5	28.7	10.2	7.6	3.6	1.4
FHT1400-16F	4	23.5	28.7	10.2	7.6	3.6	1.4
FHT1500-16F	4	23.5	28.7	10.2	7.6	3.6	1.4

TYPICAL TIME-TO-TRIP AT 23°C

- A=FHT050-30F
- B=FHT070-30F
- C=FHT100-30F
- D=FHT200-16F
- E=FHT300-16F
- F=FHT400-16F
- G=FHT450-16F
- H=FHT550-16F
- I=FHT600-16F
- J=FHT650-16F
- K=FHT700-16F
- L= FHT750-16F
- M=FHT800-16F
- N=FHT900-16F
- O=FHT1000-16F
- P=FHT1100-16F
- Q=FHT1300-16F
- R=FHT1400-16F
- S=FHT1500-16F



NOTE: All Specifications subject to change without notice.