


**INTRODUCTION**

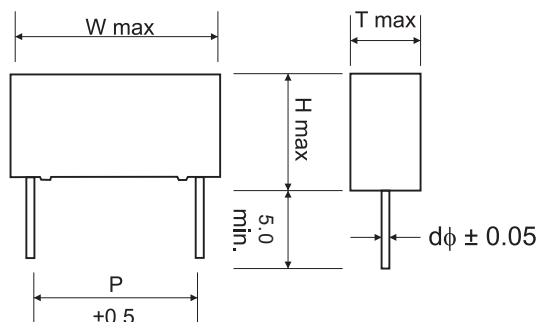
MKP-P Series are constructed with special Metalized/Polypropylene film dielectric, copperplated lead, in plastic case and epoxy resin sealed. They are suitable for Line-By-Pass, antenna coupling, Across-The-Line and spark killer circuits and available for EMI filter and switching power supply application.

**PART NUMBER EXAMPLE**

**MKP 104 K 310VAC 225 B 100 S - P**



\* Leadspace is straight lead non-formed original leadspace.



**STRAIGHT LEAD SPACING (P)**

\* Leadspace is straight lead non-formed original leadspace.

mm	7.5	10	15	22.5	27.5	37.5
Code	075	100	150	225	275	375

**LEAD LENGTH FROM SEATING PLANE**

mm	5	10	15	20
Code	050	100	150	200

**LEAD STYLE**

Code	STYLE
S	Straight
K	Kink-In (Stand off)
F	Form out**
I	Form in**

\*\* For Bulk packaging with formed leads, add an additional 3 digit lead spacing code at end of part number.

**FEATURES**

- 310VAC
- Non-inductive construction
- Self-healing property
- Flame-retardant plastic case and epoxy resin (compliant to UL 94V-0)
- High moisture resistance

**RECOGNIZATION**

Agency	File number	Monogram
UL/CUL	E346827	
ENEC	SE/11048-1	
CQC	CQC11001060989	

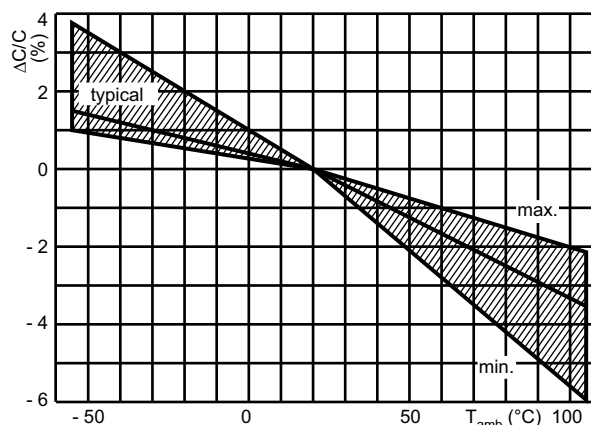
**ELECTRICAL CHARACTERISTICS**

Parameter	Specification
Operating Temperature Range	-40 °C ~ +110 °C
Capacitance Range	0.0047µF ~ 10 µF
Capacitance Tolerance	±5% (J), ±10% (K), ±20% (M)
Rate Voltage (50-60Hz)	310VAC
Dissipation Factor	0.1% max at 1KHz, 25 °C
Insulation Resistance	≥ 15000MΩ at DC 100V(C≤ 0.33µF) ≥ 5000MΩ x µF at DC100V(C>0.33µF)
Climatic Category	40/110/56

NOTE: See MKP-U type for high humidity application

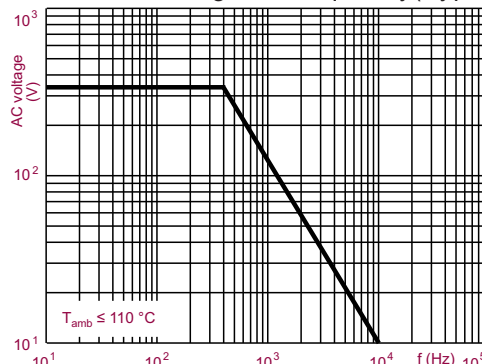
**CHARACTERISTIC CURVE**

Capacitance vs Temperature(Typical Curve)



■ **CHARACTERISTIC CURVE**

Max. RMS Voltage vs Frequency(Typical Curve)



■ **DIMENSION**

Rating (μF)	Code	W	H	T	P	d
0.0047	472	13	8	4	10	0.6
0.0056	562	13	9	4	10	0.6
0.0068	682	13	9	4	10	0.6
0.0082	822	13	9	4	10	0.6
0.0100	103	13	9	4	10	0.6
0.0100	103	18	8	4	15	0.8
0.0150	153	10	8	4	7.5	0.6
0.0150	153	13	9	4	10	0.6
0.0150	153	18	8	4	15	0.8
0.0220	223	10	8	4	7.5	0.6
0.0220	223	13	9	4	10	0.6
0.0220	223	18	9	4	15	0.8
0.0330	333	10	9	5	7.5	0.6
0.0330	333	13	9	4	10	0.6
0.0330	333	18	9	4	15	0.8
0.0470	473	10	10	5	7.5	0.6
0.0470	473	13	9	4	10	0.6
0.0470	473	18	9	4	15	0.8
0.0560	563	10	11	5	7.5	0.6
0.0560	563	13	9.5	4.5	10	0.6
0.0560	563	18	9	4	15	0.8
0.0680	683	10	12	6	7.5	0.6
0.0680	683	13	10	5	10	0.6
0.0680	683	18	10	4	15	0.8
0.0820	823	10	12	6	7.5	0.6
0.0820	823	13	11	5	10	0.6
0.0820	823	18	10	5	15	0.8
0.1000	104	10	13	7	7.5	0.6
0.1000	104	13	11	5	10	0.6
0.1000	104	18	10	5	15	0.8

Rating (μF)	Code	W	H	T	P	d
0.1200	124	13	12	6	10	0.6
0.1200	124	18	10	5	15	0.8
0.1500	154	13	12	7	10	0.6
0.1500	154	15	12	6	12.5	0.6
0.1500	154	18	11	5	15	0.8
0.1500	154	26	11	5	22.5	0.8
0.2200	224	13	14	8	10	0.6
0.2200	224	15	13	7	12.5	0.6
0.2200	224	18	12	6	15	0.8
0.2200	224	26	11	5	22.5	0.8
0.3300	334	15	14	8.5	12.5	0.6
0.3300	334	18	15.5	8	15	0.8
0.330	334	26	12	6	22.5	0.8
0.390	394	15	15	9	12.5	0.6
0.390	394	18	14	7.5	15	0.8
0.390	394	26	12	6	22.5	0.8
0.470	474	15	16	10	12.5	0.6
0.470	474	18	14	8	15	0.8
0.470	474	26	14	6	22.5	0.8
0.470	474	31	14	6	27.5	0.8
0.560	564	15	17	11	12.5	0.6
0.560	564	18	15	9	15	0.8
0.560	564	26	14	7	22.5	0.8
0.560	564	31	14	6.5	27.5	0.8
0.680	684	18	16	10	15	0.8
0.680	684	26	15	7.5	22.5	0.8
0.680	684	31	16	6.5	27.5	0.8
0.820	824	18	18	10	15	0.8
0.820	824	26	16	8	22.5	0.8
0.820	824	31	16	7.5	27.5	0.8

Rating (μF)	Code	W	H	T	P	d
1.000	105	18	19	11	15	0.8
1.000	105	26	17	9	22.5	0.8
1.000	105	31	17	8	27.5	0.8
1.200	125	26	20	9	22.5	0.8
1.200	125	31	18	9	27.5	0.8
1.500	155	26	21	10	22.5	0.8
1.500	155	31	19	10	27.5	0.8
1.800	185	26	23	12.5	22.5	0.8
1.800	185	31	21	12	27.5	0.8
2.200	225	26	22	15	22.5	0.8
2.200	225	31	22	13	27.5	0.8
3.300	335	31	29	15.5	27.5	0.8
3.300	335	31	26	17.5	27.5	0.8
3.300	335	42	26	14.5	37.5	1.0
3.900	395	31	28	19	27.5	0.8
3.900	395	42	28	16	37.5	1.0
4.700	475	31	31	20	27.5	0.8
4.700	475	42	30	17	37.5	1.0
5.600	565	31	35	21	27.5	0.8
5.600	565	42	32	18.5	37.5	1.0
6.800	685	42	36	22.5	37.5	1.0
8.200	825	42	38	25	37.5	1.0
10.000	106	42	41	27.5	37.5	1.0

(Suffix PN)

NOTE: See MKP-U type for high humidity application