

■ **FEATURES**

- V_R 80V
- I_{FAV} 150mA

■ **TYPICAL APPLICATIONS**

- Extreme fast switches

■ **MECHANICAL DATA**

- **Package:** SOD323
- **Terminals:** Tin plated leads, solderable per J-STD-002 and JESD22-B102
- **Polarity:** Cathode line denotes the cathode end
- **Marking:** A

■ **MAXIMUM RATINGS** ($T_a=25^\circ\text{C}$ Unless otherwise specified)

PARAMETER	SYMBOL	UNIT	Conditions	VALUE
Repetitive peak reverse voltage	V_{RRM}	V		90
Maximum DC Blocking	V_{DC}	V		80
Peak forward surge current	I_{FSM}	A	$t_p=1\mu\text{s}$	2
Average forward current	I_{FAV}	mA		150
Power dissipation	P_{tot}	mW		200
Maximum junction temperature	T_j	$^\circ\text{C}$		-65 to +150
Storage temperature range	T_{stg}	$^\circ\text{C}$		-65 to +150

■ **ELECTRICAL CHARACTERISTICS** ($T_a=25^\circ\text{C}$ Unless otherwise specified)

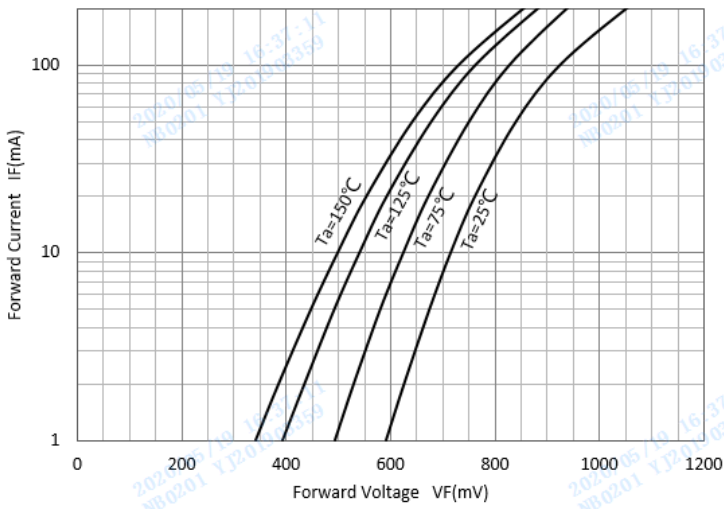
PARAMETER	SYMBOL	UNIT	Conditions	VALUE
Maximum Forward voltage	V_F	mV	$I_F=100\text{mA}$	1200
Maximum Reverse current	I_R	nA	$V_R=80\text{V}$	100
Minimum Breakdown voltage	V_R	V	$I_R=1\mu\text{A}$	80
Maximum Diode capacitance	C_D	pF	$V_R=6.0\text{V}, f=1\text{MHz}$	3.0
Maximum Reverse recovery time	t_{rr}	ns	$I_F=10\text{mA}, V_R=6\text{V}$	4

■ **PACKAGING INFORMATION**

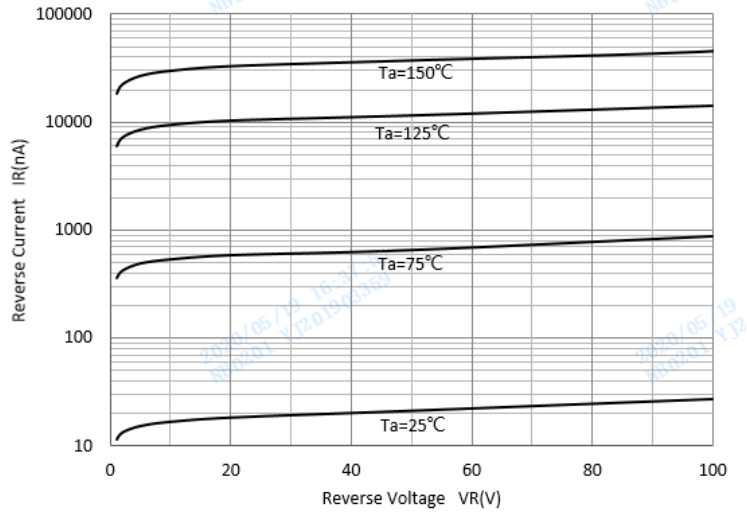
PREFERRED P/N	PACKING CODE	UNIT WEIGHT(g)	MINIMUM PACKAGE(pcs)	INNER BOX QUANTITY(pcs)	OUTER CARTON QUANTITY(pcs)	DELIVERY MODE
1SS355	F2	Approximate 0.004	3000	30000	120000	7" reel

■ **CHARACTERISTICS (TYPICAL)**

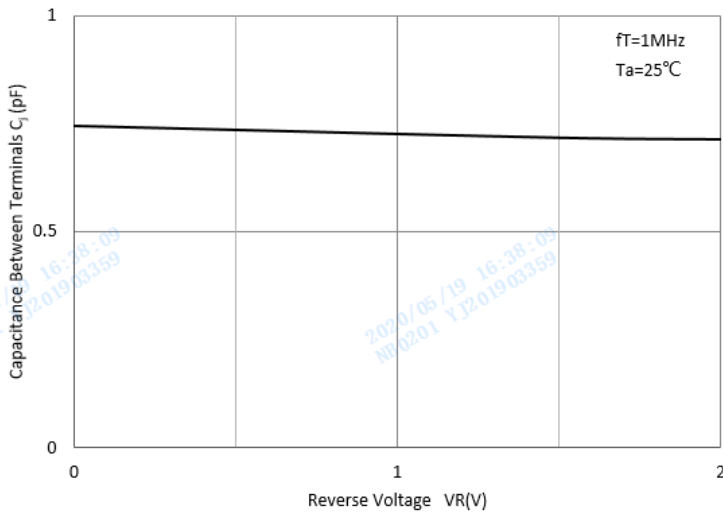
VF-IF



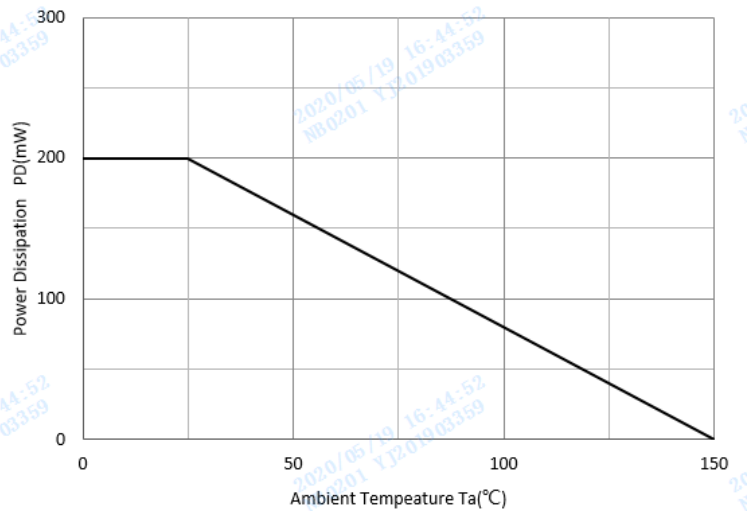
IR-VR



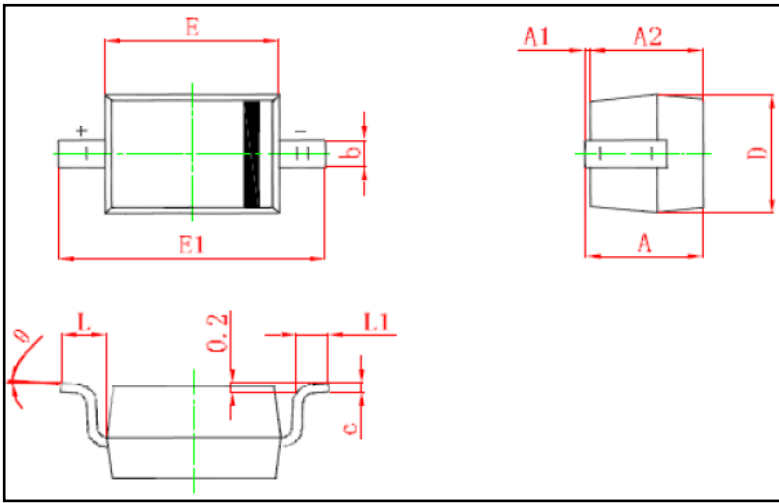
Cj-VR



Power Derating Curve

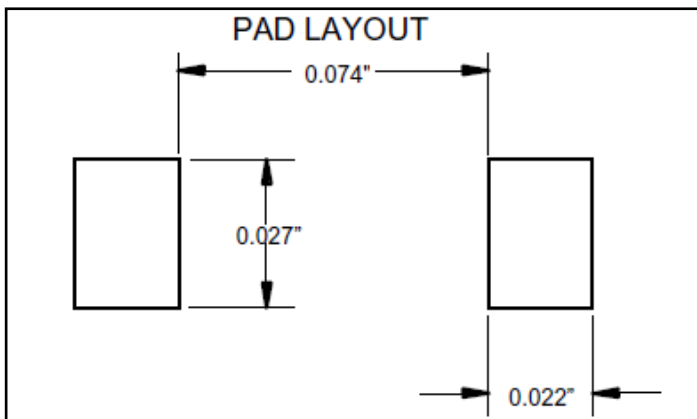


■ **OUTLINE DIMENSIONS**



Symbol	Min. (mm)	Max. (mm)
A		1.000
A1	0.000	0.100
A2	0.800	0.900
b	0.250	0.400
c	0.080	0.150
D	1.200	1.400
E	1.600	1.800
E1	2.500	2.700
L	0.475REF	
L1	0.250	0.400
θ	0°	8°

■ **SUGGESTED PAD LAYOUT**



(Unit:inch)