



■ FEATURES

- Low profile package
- Ideal for automated placement
- Glass passivated chip junction
- High forward surge capability
- Meets MSL level 1, per J-STD-020, LF maximum peak of 260 °C

■ TYPICAL APPLICATIONS

For use in general purpose rectification of power supplies, inverters, converters, and freewheeling diodes for consumer and telecommunication.

■ MECHANICAL DATA

- **Package:** DO-214AA (SMB)
Molding compound meets UL 94 V-0 flammability rating, RoHS-compliant, halogen-free
- **Terminals:** Tin plated leads, solderable per J-STD-002 and JESD22-B102
- **Polarity:** Cathode line denotes the cathode end

■ MAXIMUM RATINGS (T_a=25°C Unless otherwise specified)

PARAMETER	SYMBOL	UNIT	GS2A	GS2B	GS2D	GS2G	GS2J	GS2K	GS2M
Device marking code			GS2A	GS2B	GS2D	GS2G	GS2J	GS2K	GS2M
Repetitive peak reverse voltage	VRRM	V	50	100	200	400	600	800	1000
Average rectified output current @60Hz sine wave, resistance load, TL (Fig.1)	I _O	A	2.0						
Surge(non-repetitive)forward current @60Hz half-sine wave, 1 cycle, T _a =25°C	I _{FSM}	A	50						
Storage temperature	T _{stg}	°C	-55~+150						
Junction temperature	T _j	°C	-55~+150						

■ ELECTRICAL CHARACTERISTICS (T_a=25°C Unless otherwise specified)

PARAMETER		UNIT	TEST CONDITIONS	GS2A	GS2B	GS2D	GS2G	GS2J	GS2K	GS2M
Maximum instantaneous forward voltage drop per diode	V _F	V	I _{FM} =2.0A	1.15						
Maximum DC reverse current at rated DC blocking voltage per diode @ V _{RM} =VRRM	I _{RRM}	μA	T _a =25°C	5.0						
			T _a =125°C	100						

■ THERMAL CHARACTERISTICS (T_a=25°C Unless otherwise specified)

PARAMETER	SYMBOL	UNIT	GS2A	GS2B	GS2D	GS2G	GS2J	GS2K	GS2M
Thermal resistance	R _{θJ-A}	°C/W	60 ¹⁾						
	R _{θJ-L}		20 ¹⁾						

Note:

(1) Thermal resistance from junction to ambient and from junction to lead mounted on P.C.B. with (15.0 mm x 7.5 mm) copper pad areas

■ **CHARACTERISTICS (TYPICAL)**

FIG.1: I_o-T_L Curve

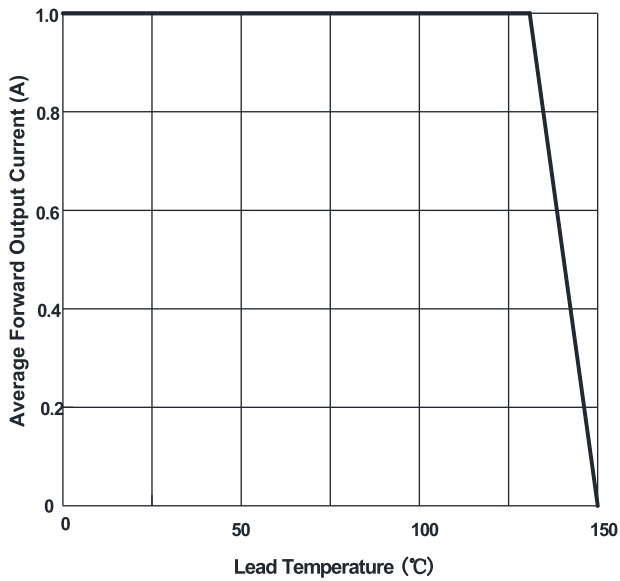


FIG.2: Forward Surge Current Capability

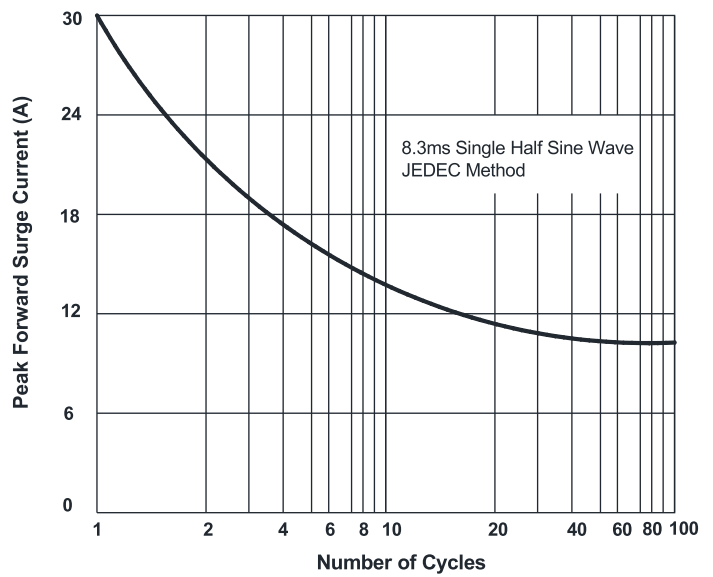


FIG.3: Typical Forward Voltage

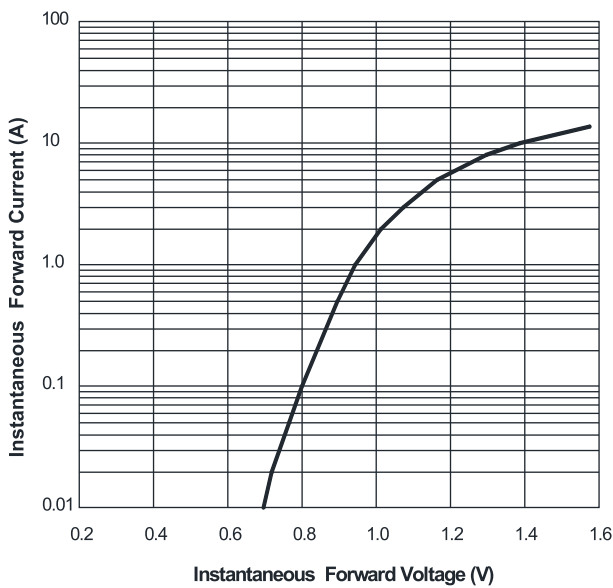
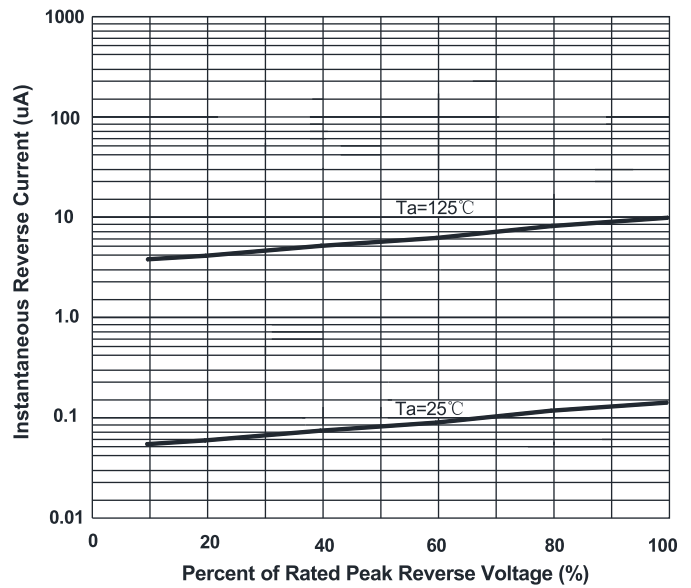


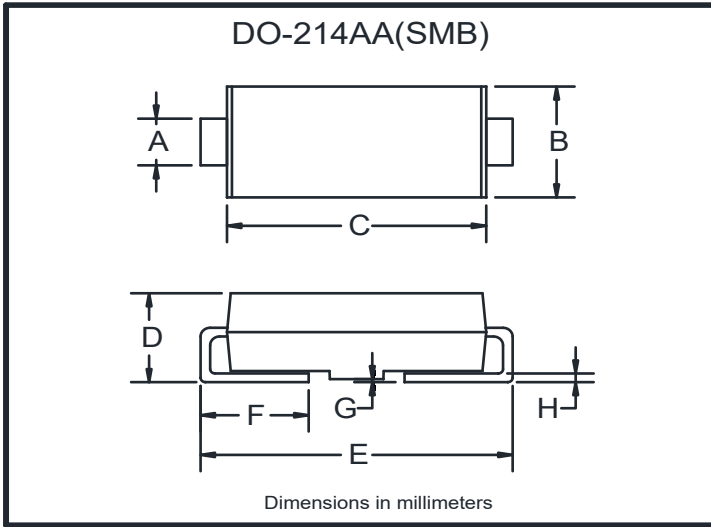
FIG.4: Typical Reverse Characteristics



■ **PACKAGING INFORMATION**

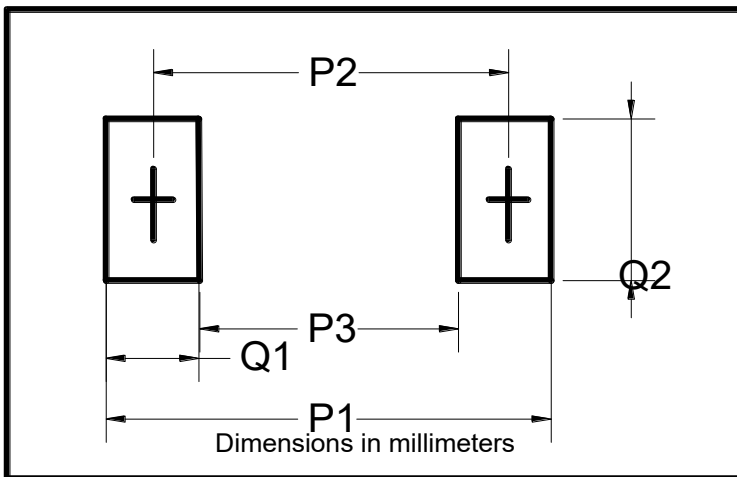
PREFERRED P/N	PACKING CODE	UNIT WEIGHT(g)	MINIMUM PACKAGE(pcs)	INNER BOX QUANTITY(pcs)	OUTER CARTON QUANTITY(pcs)	DELIVERY MODE
GS2A-GS2M	Omit for Standard	Approximate 0.096	3000	6000	48000	13" reel
GS2A-GS2M	X07	Approximate 0.096	750	3000	24000	7" reel

■ **OUTLINE DIMENSIONS**



DO-214AA(SMB)		
Dim	Min	Max
A	1.85	2.15
B	3.30	3.94
C	4.25	4.75
D	1.99	2.61
E	5.21	5.59
F	0.90	1.41
G	0.10	0.20
H	0.15	0.31

■ **SUGGESTED PAD LAYOUT**



DO-214AA(SMB)	
Dim	Millimeters
P1	6.8
P2	4.3
P3	1.8
Q1	2.5
Q2	2.3