

The normal type N series of Metal Oxide Varistor (MOV) are radial lead varistors (also known as Voltage Dependent Resistors or VDRs) that are designed to be used continuously across AC line primary or DC circuit for transient voltage and surge suppression.

Operating Temperature -40°C~+125°C



**RECOGNITION** : made for RFE by UL shop Joyin

Agency	File Number	Monogram
UL/cUL	E325508	
VDE	Certificate No. 005937	
CQC	CQC07001019159 /9161/9162/9163/9164	

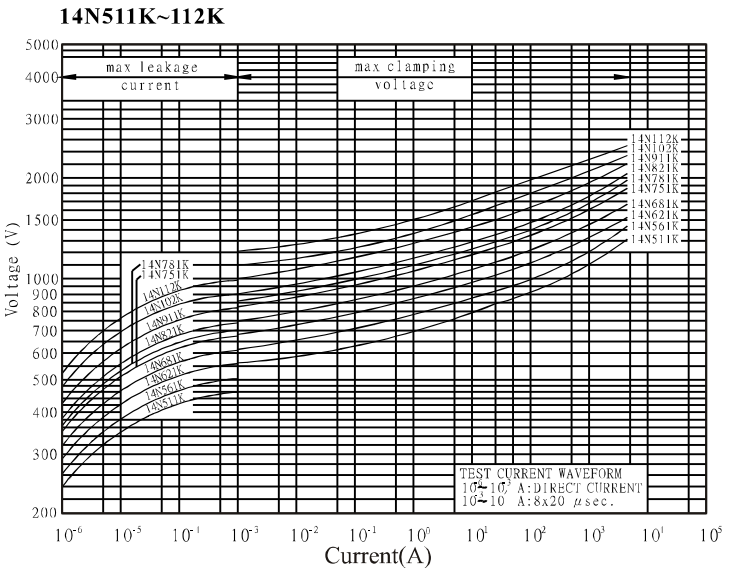
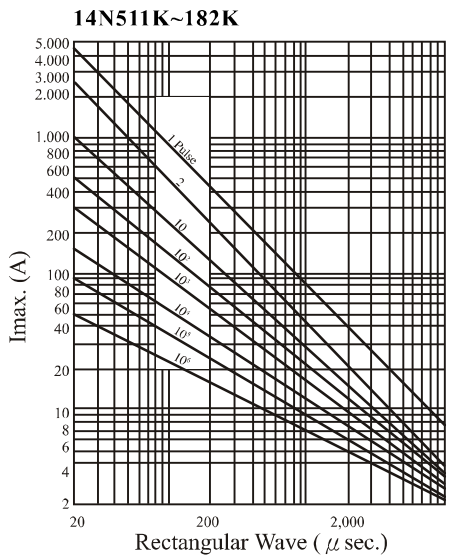
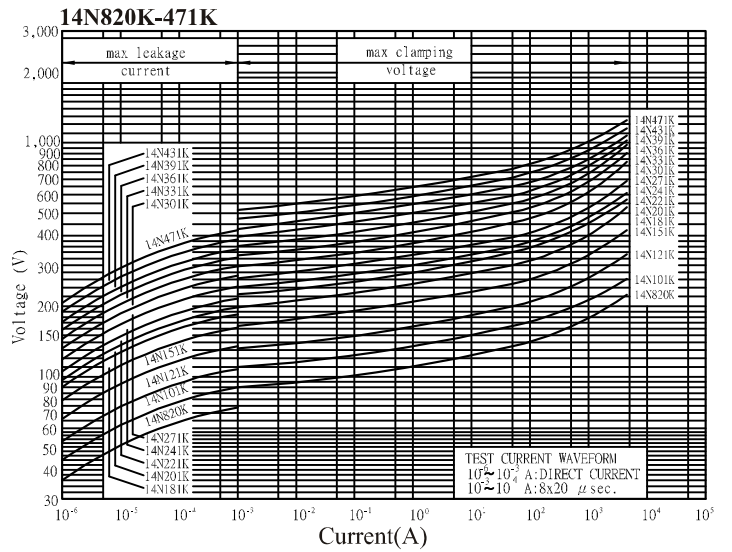
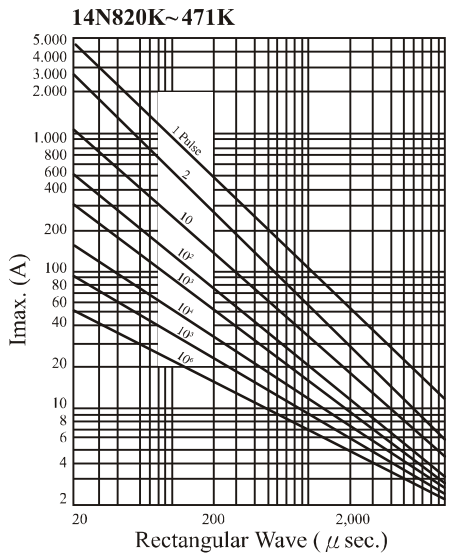
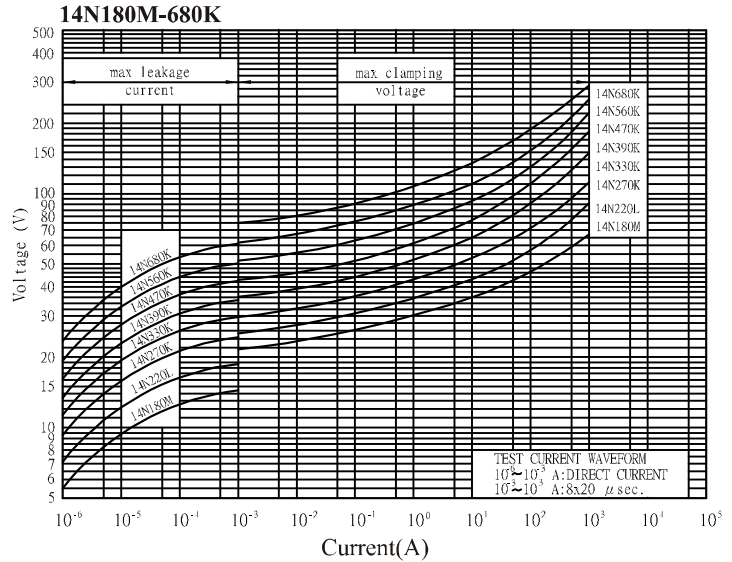
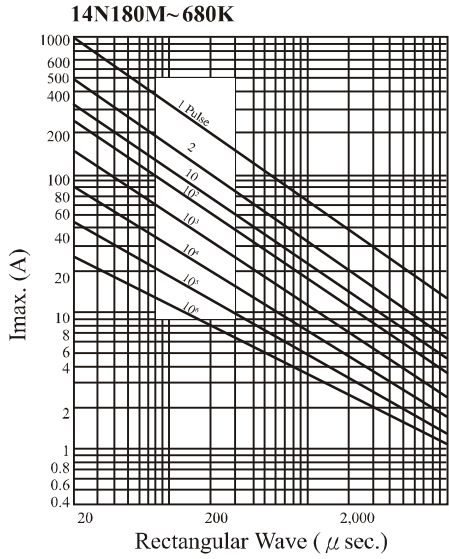
**CHARACTERISTICS & RATINGS**

Part Number	Varistor Voltage at 0.1mA		Maximum Allowable Voltage		Maximum Clamping Voltage		Withstanding Surge Current (8/20µs)	Nominal Discharge Current (8/20µs)	Rated Wattage	Energy (10/1000µs)
	DC (V)	Tolerance	AC rms (V)	DC (V)	V@ ic (V)	ic (A)				
JVT14N180M87***	18	20%	11	14	36	10	1000	1	0.1	4.7
JVT14N220L87***	22	15%	14	18	43					5.4
JVT14N270K87***	27	10%	17	22	53					6.9
JVT14N330K87***	33		20	26	65					8.8
JVT14N390K87***	39		25	31	77					9.4
JVT14N470K87***	47		30	38	93					12
JVT14N560K87***	56		35	45	110					14
JVT14N680K87***	68		40	56	135					17
JVT14N820K87***	82		50	65	135					22
JVT14N101K87***	100		60	85	165					28
JVT14N121K87***	120	75	100	200	32					
JVT14N151K87***	150	95	125	250	44					
JVT14N181K87***	180	115	150	300	52					
JVT14N201K87***	200	130	170	340	57					
JVT14N221K87***	220	140	180	360	62					
JVT14N241K87***	240	150	200	395	67					
JVT14N271K87***	270	175	225	455	79					
JVT14N301K87***	300	195	250	505	84					
JVT14N331K87***	330	210	275	550	92					
JVT14N361K87***	360	230	300	595	104					
JVT14N391K87***	390	250	320	650	120					
JVT14N431K87***	430	275	350	710	132					
JVT14N471K87***	470	300	385	775	140					
JVT14N511K87***	510	320	418	842	148					
JVT14N561K87***	560	350	460	920	156					
JVT14N621K87***	620	385	505	1025	164					
JVT14N681K87***	680	420	560	1120	172					
JVT14N751K87***	750	460	615	1240	180					
JVT14N781K87***	780	485	640	1290	184					
JVT14N821K87***	820	510	670	1355	188					
JVT14N911K87***	910	550	745	1500	204					
JVT14N102K87***	1000	625	825	1650	224					
JVT14N112K87***	1100	680	895	1815	248					

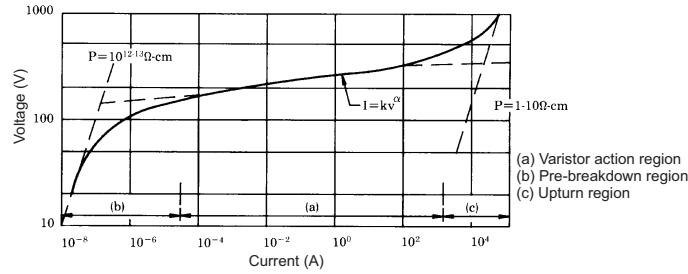
\*\*\* Replace with Lead & Packaging code

■ 14mm PULSE LIFETIME RATINGS

■ 14mm V-I CHARACTERISTIC CURVE

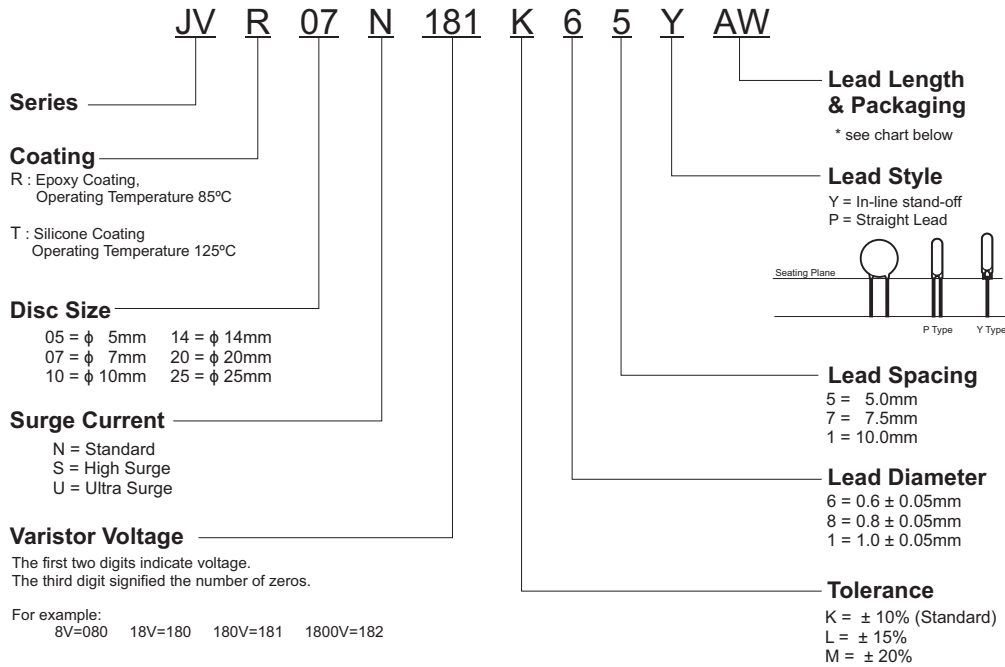


### CURRENT - VOLTAGE CHARACTERISTICS

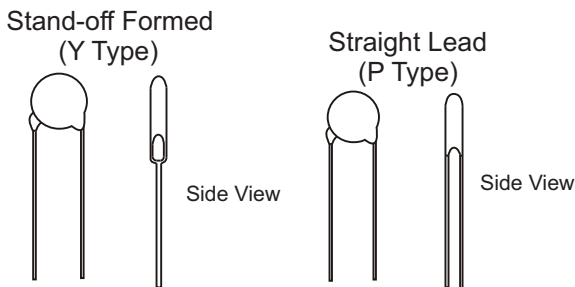


Operating & Storage temperature Range : -40°C to +85°C  
 Temperature Coefficient of Voltage : 0~0.05% / °C max.

### PART NUMBER EXAMPLE



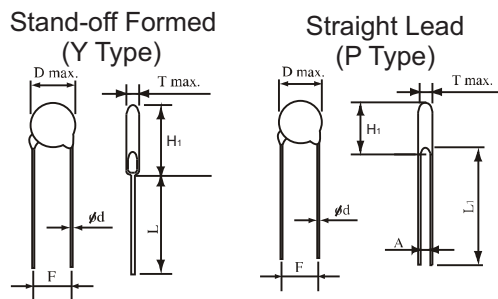
### LEAD LENGTH & PACKAGING



Lead Type	Code	Dimension	Package
Y Type Leads	50	L = 5 ± 1mm	Bulk
	U4	L = 24mm min.	Bulk
	AW	H <sub>0</sub> = 16mm	Ammo
	RW	H <sub>0</sub> = 16mm	Reel
P Type Leads	50	L = 5 ± 1mm	Bulk
	U5	L = 25mm min.	Bulk
	AY	H <sub>0</sub> = 20mm	Ammo
	RY	H <sub>0</sub> = 20mm	Reel

\* H<sub>0</sub> see the drawing on page 5

■ **LEAD STYLES & DIMENSIONS (mm)**



Diameter	5mm	7mm	10mm	14mm	20mm
D max	7.5	9.0	12.5	16.5	23.0
$d \pm 0.05$	0.6	0.6	0.8	0.8	1.0
$F \pm 1.0$	5.0	5.0	7.5	7.5	10.0
H max.	11.0	13.0	18/*19	22/*23	28/*29
L1 max.	25.0	25.0	25.0	25.0	25.0
L min.	24.0	24.0	24.0	24.0	24.0

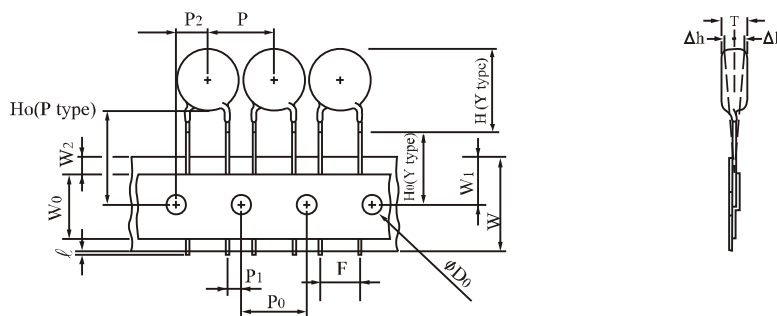
\* Just for 182K

**Table of T & H<sub>1</sub> max, A ± 0.8**

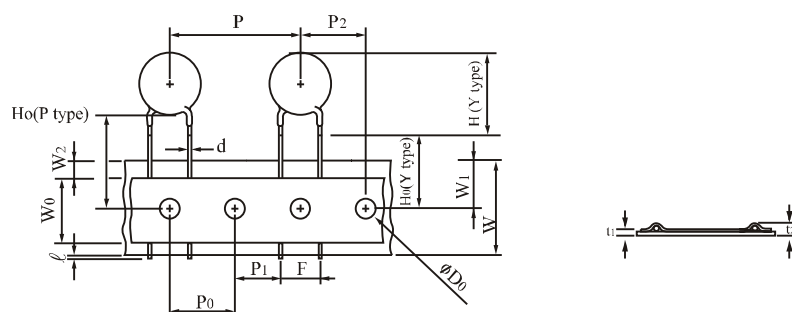
Diameter	5mm			7mm			10mm			14mm			20mm		
	T	A	H <sub>1</sub>	T	A	H <sub>1</sub>	T	A	H <sub>1</sub>	T	A	H <sub>1</sub>	T	A	H <sub>1</sub>
180M	4.5	0.8	10.5	4.5	0.8	12	4.9	0.8	15.5	5	0.9	19.5	---	---	---
220M/L	4.5	0.9	10.5	4.5	0.9	12	4.9	0.9	15.5	5	1	19.5	5.3	1	26.5
270M/K	4.7	0.9	10.5	4.7	0.9	12	5.1	0.9	15.5	5.2	1.1	19.5	5.4	1.1	26.5
330M/K	4.7	1	10.5	4.7	1	12	5.1	1	15.5	5.2	1.2	19.5	5.4	1.2	26.5
390L/K	4.7	1.2	10.5	4.7	1.2	12	5.1	1.2	15.5	5.2	1.4	19.5	5.4	1.4	26.5
470L/K	5	1.2	10.5	5	1.2	12	5.5	1.2	15.5	5.6	1.4	19.5	5.6	1.4	26.5
560L/K	5	1.4	10.5	5	1.4	12	5.5	1.4	15.5	5.6	1.6	19.5	5.6	1.6	26.5
680L/K	5.5	1.7	10.5	5.5	1.7	12	6	1.7	15.5	6.1	1.9	19.5	6.1	1.9	26.5
820K	3.8	0.8	10.5	3.8	0.8	12	4.3	0.8	15.5	4.4	1	19.5	5	1.1	26.5
101K	3.9	0.8	10.5	3.9	0.8	12	4.4	0.8	15.5	4.5	1	19.5	5.1	1.2	26.5
121K	4.1	0.9	10.5	4.1	0.9	12	4.5	0.9	15.5	4.6	1.1	19.5	5.3	1.3	26.5
151K	4.5	1.2	10.5	4.5	1.2	12	4.9	1.2	15.5	5.1	1.4	19.5	5.6	1.6	26.5
181K	4.1	1	10.5	4.1	1	12	4.5	1	15.5	4.7	1.2	19.5	5.2	1.4	26.5
201K	4.2	1	10.5	4.2	1	12	4.6	1	15.5	4.8	1.2	19.5	5.3	1.47	26.5
221K	4.3	1.1	10.5	4.3	1.1	12	4.7	1.1	15.5	4.9	1.3	19.5	5.4	1.5	26.5
241K	4.4	1.1	10.5	4.4	1.3	12	4.8	1.3	15.5	5	1.5	19.5	5.5	1.7	26.5
271K	4.6	1.3	10.5	4.6	1.4	12	5	1.4	15.5	5.2	1.5	19.5	5.7	1.9	26.5
301K	4.8	1.3	10.5	4.8	1.5	12	5.2	1.6	15.5	5.4	1.7	19.5	5.9	2.1	26.5
331K	4.9	1.3	10.5	4.9	1.5	12	5.3	1.6	15.5	5.5	1.7	19.5	6	2.1	26.5
361K	5.1	1.8	10.5	5.1	1.9	12	5.5	1.9	15.5	5.7	2.1	19.5	6.2	2.3	26.5
391K	5.3	2	11	5.3	2	12.5	5.7	2.2	16	5.9	2.2	20	6.4	2.4	26.5
431K	6.1	2.1	11	6.1	2	12.5	6.5	2.5	16	6.7	2.5	20	7.2	2.7	26.5
471K	6.4	2.2	11	6.4	2.3	12.5	6.8	2.6	16	7	2.7	20	7.5	2.9	27
511K	6.6	2.5	11.5	6.6	2.5	13	7	3.1	16.5	7.2	3.1	20.5	7.7	3.3	27
561K	6.9	2.8	11.5	6.9	2.8	13	7.3	3.4	16.5	7.5	3.4	20.5	8	3.6	27
621K	7.2	3.1	11.5	7.2	3.1	13	7.6	4	16.5	7.8	3.8	20.5	8.3	4.1	27
681K	7.5	3.4	11.5	7.5	3.4	13	8	4.4	16.5	8.2	4.1	20.5	8.7	4.4	27
751K	7.9	3.7	11.5	7.9	3.7	13	8.4	4.4	16.5	8.6	4.3	20.5	9.1	4.5	27
781K	---	---	---	8.1	3.9	13	8.6	4.6	16.5	8.8	4.6	20.5	9.3	4.8	27
821K	---	---	---	8.3	4.1	13	8.8	4.6	16.5	9	4.6	20.5	9.5	4.8	27
911K	---	---	---	---	---	---	9.4	5.4	16.5	9.6	5.4	20.5	10.1	5.7	27
102K	---	---	---	---	---	---	9.9	5.4	16.5	10.1	5.6	20.5	10.7	5.8	27
112K	---	---	---	---	---	---	10.5	5.7	16.5	10.7	6.1	20.5	11.2	6.3	27
122K	---	---	---	---	---	---	10.9	6.3	17	10.9	6.7	21	11.3	6.9	27.5
142K	---	---	---	---	---	---	11.9	7.4	17.5	11.9	7.8	21.5	12.8	8	28
162K	---	---	---	---	---	---	13.1	8.6	18	13.1	9	22	13.7	9.2	28.5
182K	---	---	---	---	---	---	14.3	9.8	18.5	14.3	10.2	22.5	14.7	10.4	29

■ TAPING SPECIFICATIONS

1/2" pitch



1.0" pitch

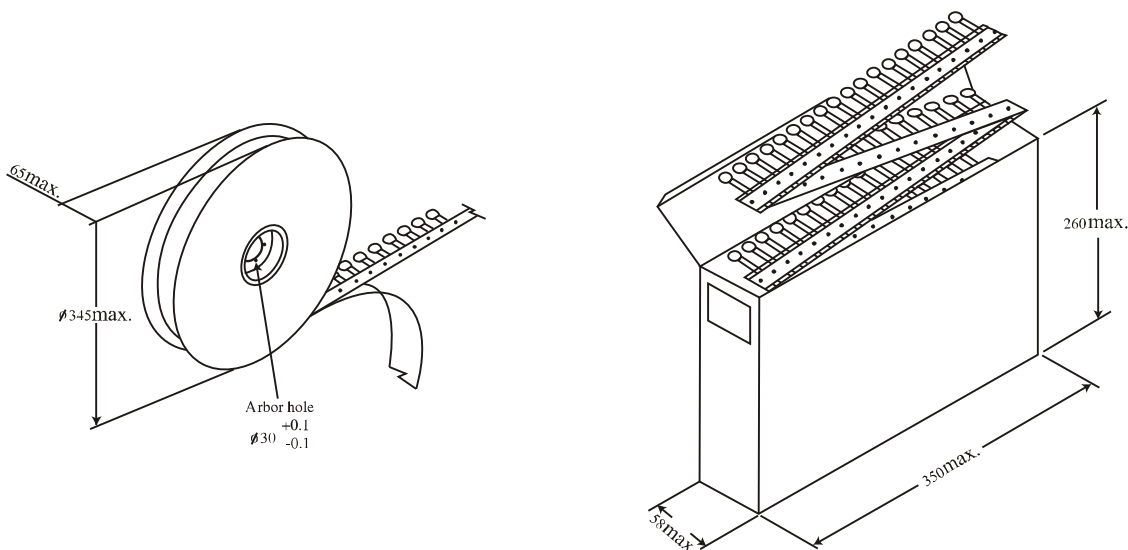


Symbols	Item	5 / 7 mm	10 / 14mm	20mm
	Cut out length	1.1 mm max.	1.1 mm max.	
H (Y Type)	Height of Top	See H Max. Table on page 4		
H <sub>0</sub> (Y Type)	Height to seating plane	16.0 ± 0.5mm (*±1.0mm)	16.0 ± 0.5mm (*±1.0mm)	
H <sub>0</sub> (P Type)	Height of component from hole center	16.0 ~ 21.0 mm	16.0 ~ 21.0 mm	
Δ h	Front to back deviation	0 ± 2.0 mm	0 ± 2.0 mm	
W	Carrier tape width	18.0 <sup>+1.0</sup> / <sub>-0.5</sub> mm	18.0 <sup>+1.0</sup> / <sub>-0.5</sub> mm	
W <sub>0</sub>	Hold down tape width	10.0mm	10.0mm	
W <sub>1</sub>	Sprocket hole position	9.0 <sup>+0.75</sup> / <sub>-0.5</sub> mm	9.0 <sup>+0.75</sup> / <sub>-0.5</sub> mm	
W <sub>2</sub>	Adhesive tape position	3.0 mm max.	3.0 mm max.	
F	Component head spacing	5.0 <sup>+0.8</sup> / <sub>-0.2</sub> mm	7.5 <sup>+0.8</sup> / <sub>-0.2</sub> mm	10 <sup>+0.8</sup> / <sub>-0.2</sub> mm
P	Pitch of component	12.7 ± 1.0 mm	25.4 ± 1.0 mm	
P <sub>0</sub>	Sprocket hole pitch	12.7 ± 0.3 mm	12.7 ± 0.3 mm	
P <sub>1</sub>	Lead length from hole center to lead	3.85 ± 0.7 mm	8.95 ± 0.7 mm	7.7 ± 0.7 mm
P <sub>2</sub>	Length from hole center to disk center	6.35 ± 1.3 mm	12.7 ± 1.3 mm	
D <sub>0</sub>	Sprocket hole diameter	4.0 ± 0.2 mm	4.0 ± 0.2 mm	
d	Lead wire diameter	0.6 ± 0.05 mm	0.8 ± 0.05 mm	1.0 ± 0.05 mm
T	Disk thickness	See Table of T Max. on page 4		
t <sub>1</sub>	Total thickness tape	0.7 ± 0.05 mm	0.7 ± 0.05 mm	
t <sub>2</sub>	Total thickness	1.6 mm max.	1.8 mm max.	

\* for manual line

■ **PACKAGING**

in mm



**Quantity per Packing Unit**

in Pcs

Series Part No.	5mm			7mm			10mm			14mm			20mm		
	Bulk (box)	Reel	Ammo	Bulk (box)	Reel	Ammo	Bulk (box)	Reel	Ammo	Bulk (box)	Reel	Ammo	Bulk (box)	Reel	Ammo
180M ~ 470K	5000	1500	1500	5000	1500	1500	2500	1000	500	1500	750	500	750	500	500
560K ~ 680K	5000	1500	1000	5000	1500	1000	2500	1000	500	1500	750	500	750	500	500
820K ~ 391K	5000	1500	1500	5000	1500	1500	2500	1000	500	1500	750	500	750	500	500
431K ~ 471K	5000	1500	1000	5000	1000	1000	2000	750	500	1500	750	500	750	500	500
511K ~ 821K	4000	1000	1000	4000	1000	1000	1500	500	500	750	500	500	450	500	500
911K ~ 122K	---	---	---	---	---	---	1500	500	350	750	500	350	450	---	---
142K ~ 182K	---	---	---	---	---	---	750	---	---	450	---	---	300	---	---

Packaging	Bulk (box)	Reel	Reel (14mm, 20mm)	Ammo (5mm, 7mm)	Ammo (10mm, 14mm)	Ammo (20mm)
Box size (mm)	290*155*110	350*350*105	346*346*72	335*245*43	347*246*50	348*255*60
Carton size (mm)	328*310*250	370*370*590	370*370*468	515*354*258	515*364*246	535*365*275
One carton with	4 boxes	5 boxes (10 reels)	6 boxes (6 reels)	10 boxes	8 boxes	8 boxes